

4	21PGDM007	Chakka Harsha Vardhan	3	5	2	0	5	0	9	8	0	2	5	3	8	0	9	6	8	26	9	23	3	6	7	25	1	1	ABM
5	21PGDM009	Chennupalli Pavan Teja Reddy	3	0	2	2	8	0	7	9	0	5	4	3	0	9	6	11	10	32	7	16	4	7	10	21	2	4	ABM
6	21PGDM012	Chunchu Srikanth	3	5	5	0	0	4	7	9	0	5	5	3	0	4	5	6	8	25	9	25	4	7	10	20	1	5	ABM
7	21PGDM013	Damodara Kavya Priya	2	4	3	0	6	4	0	6	3	3	0	5	0	8	6	9	8	25	8	16	4	11	9	18	1	7	ABM
8	21PGDM019	Kanaganti Praveen	3	4	5	0	8	6	0	9	2	0	2	3	7	5	0	11	9	34	9	19	3	8	8	15	1	8	ABM
9	21PGDM020	Kandikatla Jaya Sri	0	5	3	5	9	0	7	11	3	3	3	0	4	0	6	8	7	30	7	24	5	8	7	20	1	1	ABM
10	21PGDM021	Katreddy Lakshmi Parvathi	3	2	0	5	6	3	0	8	4	0	2	4	8	0	9	7	7	24	9	24	3	11	9	26	9		ABM
11	21PGDM024	M C Deepthi	5	2	0	3	8	0	7	11	4	0	5	5	8	0	8	10	8	32	10	22	3	12	10	26	1	5	ABM
12	21PGDM025	Mamatha	0	3	3	4	5	0	9	8	3	4	2	0	9	5	0	11	9	25	7	23	5	8	10	23	1	8	ABM
13	21PGDM033	Nimma Sahithi	2	3	3	0	0	7	8	7	2	0	2	5	0	9	8	7	10	22	9	27	5	12	10	18	1	8	ABM
14	21PGDM035	Perumalla Bhanu Prakash	5	2	0	4	9	6	0	9	0	4	2	3	4	6	0	6	10	33	8	20	5	8	9	17	1	4	ABM
15	21PGDM037	Rollu Jaya Prakash Goud	5	0	2	5	6	4	0	6	4	3	0	5	0	7	6	11	8	27	8	17	4	13	10	19	1	8	ABM
16	21PGDM043	Somisetty Sudharshan	5	4	0	2	0	7	4	10	3	0	4	4	5	8	0	11	7	22	7	24	4	11	7	12	2	3	ABM
17	21PGDM046	Tunga Divya	0	4	4	5	8	0	9	9	3	4	5	0	5	0	7	6	10	31	9	27	3	6	10	26	1	1	ABM

TEE

PO																							
CO			CO 1	CO 2	CO 2	CO 3	CO 1	CO 3	CO 5	CO 5	CO 4	CO 1	CO 2	CO 3	CO 1	CO4	CO 1*	CO 2*	CO 3*	CO 4*	CO 5*	Specialization	
			SECTION 1					SECTION 2					SECTION 3	30	20	25	30	20					
SN O	SRN NO	NAME	1	2	3	4	5	6	7	8	9	10	11	12	13	14							
1	21PGDM 004	Bhukya Navadheer	2	6	3	2	4	5	0	10	4	0	0	8	0	11	6	9	15	15	10	ABM	
2	21PGDM 005	Bogi Dileep Kumar	4	6	3	5	2	0	5	10	0	4	8	4	0	17	10	17	9	17	15	ABM	
3	21PGDM 006	Chakilam Sudhishna	2	2	5	6	4	0	5	5	9	0	6	9	0	14	6	13	15	23	10	ABM	
4	21PGDM 007	Chakka Harsha Vardhan	3	2	5	3	2	0	5	8	10	0	0	8	1	16	6	7	11	26	13	ABM	
5	21PGDM 009	Chennupalli Pavan Teja Reddy	5	6	5	2	6	0	9	0	8	5	10	0	2	19	18	21	2	27	9	ABM	
6	21PGDM 012	Chunchu Srikanth	4	2	2	5	4	0	10	0	6	4	0	8	3	11	15	4	13	17	10	ABM	
7	21PGDM 013	Damodara Kavya Priya	2	5	5	4	5	0	4	0	5	5	0	6	5	16	17	10	10	21	4	ABM	
8	21PGDM 019	Kanaganti Praveen	6	6	4	4	5	10	0	9	0	5	10	10	0	18	16	20	24	18	9	ABM	
9	21PGDM 020	Kandikatta Jaya Sri	5	6	3	5	2	10	10	0	6	0	0	7	7	15	14	9	22	21	10	ABM	
10	21PGDM 021	Katreddy Lakshmi Parvathi	4	5	6	5	3	0	9	4	5	3	6	0	0	8	10	17	5	13	13	ABM	
11	21PGDM 024	M C Deepthi	3	3	4	4	4	9	4	0	5	10	0	9	0	10	17	7	22	15	4	ABM	

12	21PGDM 025	Mamatha	5	6	6	4	6	10	4	0	8	0	0	5	1	16	12	12	19	24	4	ABM
13	21PGDM 033	Nimma Sahithi	3	4	4	3	3	8	7	0	9	0	0	6	4	9	10	8	17	18	7	ABM
14	21PGDM 035	Perumalla Bhanu Prakash	5	4	5	4	5	6	6	7	0	0	0	10	2	14	12	9	20	14	13	ABM
15	21PGDM 037	Rollu Jaya Prakash Goud	5	4	4	4	4	6	0	0	8	5	10	0	7	20	21	18	10	28	0	ABM
16	21PGDM 043	Somisetty Sudharshan	2	6	6	4	5	0	0	9	8	8	10	0	4	8	19	22	4	16	9	ABM
17	21PGDM 046	Tunga Divya	6	3	5	4	6	4	5	4	0	0	8	8	0	10	12	16	16	10	9	ABM

			30	20	25	30	20	37	30	15	35	27	67	50	40	65	47		
			TEE					DTE					TOTAL						
SNO	SRN NO	NAME	CO1	CO2	CO3	CO4	CO5	CO1	CO2	CO3	CO4	CO5	CO1	CO2	CO3	CO4	CO5	Specialization	
1	21PGDM004	Bhukya Navadheer	6	9	15	15	10	33	21	11	14	16	39	30	26	29	26	ABM	
2	21PGDM005	Bogi Dileep Kumar	10	17	9	17	15	28	19	9	20	19	36	36	18	37	34	ABM	
3	21PGDM006	Chakiram Sudhishna	6	13	15	23	10	25	20	12	17	20	31	33	27	40	30	ABM	
4	21PGDM007	Chokka Harsha Vardhan	6	7	11	26	13	26	23	6	26	11	32	30	17	52	24	ABM	
5	21PGDM009	Chennupalli Pavan Teja Reddy	18	21	2	27	9	32	16	7	21	24	50	37	9	48	33	ABM	
6	21PGDM012	Chunchu Srikanth	15	4	13	17	10	25	25	7	20	15	40	29	20	37	25	ABM	
7	21PGDM013	Damodara Kavya Priya	17	10	10	21	4	25	16	11	18	17	42	26	21	39	21	ABM	
8	21PGDM019	Kanaganti Praveen	16	20	24	18	9	34	19	8	15	18	50	39	32	33	27	ABM	
9	21PGDM020	Kandikatla Jaya Sri	14	9	22	21	10	30	24	8	20	11	44	33	30	41	21	ABM	
10	21PGDM021	Katreddy Lakshmi Parvathi	10	17	5	13	13	24	24	11	26	9	34	41	16	39	22	ABM	
11	21PGDM024	M C Deepthi	17	7	22	15	4	32	22	12	26	15	49	29	34	41	19	ABM	
12	21PGDM025	Mamatha	12	12	19	24	4	25	23	8	23	18	37	35	27	47	22	ABM	
13	21PGDM034	Palani Venkata Kumar	10	8	17	18	7	22	27	12	18	18	32	35	29	36	25	ABM	
14	21PGDM036	Ramanathula Naveen	12	9	20	14	13	33	20	8	17	14	45	29	28	31	27	ABM	
15	21PGDM038	Sakshi Rani	21	18	10	28	0	27	17	13	19	18	48	35	23	47	18	ABM	

COS	2.7 5	3	8.25	3	8.25	3	8.25	3	8.25	2	5.5	2	5.5	2	5.5	2	5.5	3	8.25	3	8.25	3	8.25
	13. 75		41.25		41.25		38.25		38.25		38.5		38.5		38.5		38.5		41.25		41.25		41.25
			3	0	3	0	2.7818 1818	0	2.7818 1818	0	2.8	0	2.8	0	2.8	0	2.8	0	3	0	3	0	3

[-] student has not attended the question. [*] Evaluation not completed for the script.																												
Exam Event	Subject	Exam Date	Evaluation																									
	Agri Supply Chain & Retail Management																											
Serial NO	SRN	Section No	SECTION 1							SECTION 2	SECTION 3							ASIGN	TOTAL	SEMINAR	TOTAL	QUIZ	TOTAL	MOCK TEST	TOTAL	C O 5	SPECIALIZATION	
			1	2	3	4	5	6	7		1	2	3	4	5	6	7											1
		Question No	1	2	3	4	5	6	7	8	1	2	3	4	5	6	7	8	1	1*	2	2*	3	3*	CO4	4*	5*	
		Course Outcome	C O 1	C O 2	C O 1	C O 2	C O 1	C O 2	C O 2	CO1	C O 3	C O 4	C O 5	C O 3	C O 4	C O 5	C O 4	CO5										
		Program Outcome																										
		Program Specific Outcome																										
		NAME	-	-	-	-	-	-	-	-	-	-	-	-	-	-	-	-	-	37	-	30	-	15	-	35	27	
1	21PGDM004	Bhukya Navadheer	3	2	0	3	0	7	4	8	3	0	4	4	0	8	4	10	7	18	10	26	3	10	0	4	2	ABM
2	21PGDM005	Bogi Dileep Kumar	0	4	4	4	8	7	0	7	3	5	0	5	4	0	9	11	7	26	8	23	5	13	0	18	1	ABM
3	21PGDM006	Chakilam Sudhishna	3	4	4	0	7	0	7	6	3	0	4	2	0	8	9	7	9	29	8	19	4	9	8	17	9	ABM

4	21PGDM007	Chakka Harsha Vardhan	4	3	0	3	0	9	5	11	3	0	3	4	7	9	0	10	9	24	8	28	4	11	8	15	2	2	ABM
5	21PGDM009	Chennupalli Pavan Teja Reddy	5	2	4	0	4	0	9	11	5	4	2	0	4	0	8	9	9	33	8	19	5	10	0	16	1	1	ABM
6	21PGDM012	Chunchu Srikanth	4	0	2	5	9	6	0	11	2	2	0	4	6	9	0	6	9	35	7	18	4	10	7	15	1	5	ABM
7	21PGDM013	Damodara Kavya Priya	4	0	4	2	6	6	0	8	5	3	0	3	6	0	7	9	9	31	9	17	4	12	0	16	9		ABM
8	21PGDM019	Kanaganti Praveen	5	4	0	4	6	4	0	10	4	2	0	2	0	4	8	6	7	28	10	22	3	9	8	18	1	0	ABM
9	21PGDM020	Kandikatla Jaya Sri	5	0	5	4	0	5	8	11	0	4	3	3	8	7	0	9	9	30	8	25	5	8	6	18	1	9	ABM
10	21PGDM021	Katreddy Lakshmi Parvathi	0	5	2	3	8	4	0	8	3	3	0	2	9	6	0	6	7	25	7	19	5	10	6	18	1	2	ABM
11	21PGDM024	M C Deepthi	0	3	3	2	0	6	9	10	2	0	5	3	0	8	7	7	10	23	7	27	3	8	7	14	2	0	ABM
12	21PGDM025	Mamatha	2	0	3	3	0	7	6	8	0	2	3	4	0	5	9	11	8	21	10	26	3	7	8	19	1	9	ABM
13	21PGDM033	Nimma Sahithi	0	4	3	5	4	4	0	7	4	5	0	2	6	6	0	8	7	21	9	22	4	10	8	19	1	4	ABM
14	21PGDM035	Perumalla Bhanu Prakash	4	0	5	4	9	0	7	8	5	2	0	3	6	5	0	8	8	34	8	19	3	11	0	8	1	3	ABM
15	21PGDM037	Rollu Jaya Prakash Goud	3	2	2	0	8	0	9	9	2	4	0	5	0	8	5	6	7	29	9	20	4	11	7	16	1	4	ABM
16	21PGDM043	Somisetty Sudharshan	5	0	2	2	7	0	8	10	2	0	5	4	0	5	9	8	10	34	10	20	5	11	8	17	1	8	ABM
17	21PGDM046	Tunga Divya	3	5	0	2	0	8	7	9	2	0	3	2	5	0	4	11	9	21	9	31	4	8	0	9	1	4	ABM

TFF

PG																							
CO			CO 1	CO 2	CO 2	CO 3	CO 1	CO 3	CO 5	CO 5	CO 4	CO 1	CO 2	CO 3	CO 1	CO4	CO 1*	CO 2*	CO 3*	CO 4*	CO 5*		
			SECTION 1					SECTION 2					SECTION 3	30	20	25	30	20					
SN O	SRN NO	NAME	1	2	3	4	5	6	7	8	9	10	11	12	13	14							SPECIALIZATION
1	21PGDM 004	Bhukya Navadheer	4	6	2	6	5	9	8	0	7	0	9	7	0	15	9	17	22	22	8	ABM	
2	21PGDM 005	Bogi Dileep Kumar	3	4	6	5	5	0	9	5	0	7	0	4	4	11	19	10	9	11	14	ABM	
3	21PGDM 006	Chakiram Sudhishna	6	5	3	5	6	7	7	6	0	4	8	0	0	8	16	16	12	8	13	ABM	
4	21PGDM 007	Chakka Harsha Vardhan	6	3	4	6	4	7	4	6	0	0	0	6	4	13	14	7	19	13	10	ABM	
5	21PGDM 009	Chennupalli Pavan Teja Reddy	5	4	4	5	6	0	9	5	0	0	5	8	8	18	19	13	13	18	14	ABM	
6	21PGDM 012	Chunchu Srikanth	3	5	6	6	4	9	0	5	0	7	4	0	9	19	23	15	15	19	5	ABM	
7	21PGDM 013	Damodara Kavya Priya	6	5	4	3	5	7	5	0	9	5	0	10	0	9	16	9	20	18	5	ABM	
8	21PGDM 019	Kanaganti Praveen	4	3	2	5	5	4	9	0	0	10	8	5	0	15	19	13	14	15	9	ABM	
9	21PGDM 020	Kandikatla Jaya Sri	4	3	5	2	4	6	7	0	8	0	10	5	0	10	8	18	13	18	7	ABM	
10	21PGDM 021	Katreddy Lakshmi Parvathi	4	4	5	3	2	5	8	0	0	0	8	8	5	8	11	17	16	8	8	ABM	
11	21PGDM 024	M C Deepthi	6	5	5	6	4	9	0	4	0	0	4	10	7	18	17	14	25	18	4	ABM	

12	Z1PGDM 025	Mamatha	3	6	4	4	2	8	0	4	0	8	0	10	9	9	22	10	22	9	4	ABM
13	Z1PGDM 033	Nimma Sahithi	4	4	6	6	6	8	10	0	0	7	7	0	8	18	25	17	14	18	10	ABM
14	Z1PGDM 035	Perumalla Bhanu Prakash	4	6	4	6	6	8	0	3	9	0	0	8	6	17	16	10	22	26	3	ABM
15	Z1PGDM 037	Rollu Jaya Prakash Goud	3	5	4	3	3	8	8	2	10	0	9	0	0	11	6	18	11	21	10	ABM
16	Z1PGDM 043	Somisetty Sudharshan	6	3	5	4	5	0	0	2	6	4	7	5	0	9	15	15	9	15	2	ABM
17	Z1PGDM 046	Tunga Divya	5	5	2	6	5	0	0	5	7	9	0	8	4	14	23	7	14	21	5	ABM

NAME	30	20	25	30	20	37	30	15	35	27	67	50	40	65	47	SPECIALIZATION
	TEE					DTE					TOTAL					
	CO1	CO2	CO3	CO4	CO5	CO1	CO2	CO3	CO4	CO5	CO1	CO2	CO3	CO4	CO5	
Bhukya Navadheer	9	17	22	22	8	18	26	10	4	22	27	43	32	26	30	ABM
Bogi Dilip Kumar	19	10	9	11	14	26	23	13	18	11	45	33	22	29	25	ABM
Chakiram Sudhishna	16	16	12	8	13	29	19	9	17	19	45	35	21	25	32	ABM
Chakka Harsha Vardhan	14	7	19	13	10	24	28	11	15	22	38	35	30	28	32	ABM
Chennupalli Pavan Teja Reddy	19	13	13	18	14	33	19	10	16	11	52	32	23	34	25	ABM
Chunchu Srikanth	23	15	15	19	5	35	18	10	15	15	58	33	25	34	20	ABM
Damodara Kavya Priya	16	9	20	18	5	31	17	12	16	9	47	26	32	34	14	ABM
Kanaganti Praveen	19	13	14	15	9	28	22	9	18	10	47	35	23	33	19	ABM
Kandikatla Jaya Sri	8	18	13	18	7	30	25	8	18	19	38	43	21	36	26	ABM
Katreddy Lakshmi Parvathi	11	17	16	8	8	25	19	10	18	12	36	36	26	26	20	ABM
M C Deepthi	17	14	25	18	4	23	27	8	14	20	40	41	33	32	24	ABM
Mamatha	22	10	22	9	4	21	26	7	19	19	43	36	29	28	23	ABM
Nimma Sahithi	25	17	14	18	10	21	22	10	19	14	46	39	24	37	24	ABM
Perumalla Bhanu Prakash	16	10	22	26	3	34	19	11	8	13	50	29	33	34	16	ABM
Rollu Jaya Prakash Goud	6	18	11	21	10	29	20	11	16	14	35	38	22	37	24	ABM
Somisetty Sudharshan	15	15	9	15	2	34	20	11	17	18	49	35	20	32	20	ABM

CO3	2.5	3	7.5	3	7.5	3	7.5	3	7.5	3	7.5	3	7.5	3	7.5	3	7.5	3	7.5	3	7.5	3	7.5
CO4	2.5	3	7.5	3	7.5	3	7.5	3	7.5	3	7.5	3	7.5	3	7.5	3	7.5	3	7.5	3	7.5	3	7.5
CO5	2.5	3	7.5	3	7.5	2	5	2	5	3	7.5	3	7.5	3	7.5	3	7.5	3	7.5	3	7.5	3	7.5
	13.																						
	5		40.5		40.5		38		38		40.5		40.5		37.5		37.5		40.5		40.5		40.5
						2.8148		2.8148							2.7777		2.7777						
			3	0	3	0	15	0	15	0	3	0	3	0	78	0	78	0	3	0	3	0	3

CO			CO 1	CO 2	CO 2	CO 3	CO 1	CO 3	CO 5	CO 5	CO 4	CO 1	CO 2	CO 3	CO 1	CO4	CO 1*	CO 2*	CO 3*	CO 4*	CO 5*	SPECIALI7A TION
			SECTION 1					SECTION 2					SECTION 3	30	20	25	30	20				
SN O	SRN NO	NAME	1	2	3	4	5	6	7	8	9	10	11	12	13	14						
1	21PGDM 004	Bhukya Navadheer	5	5	4	4	3	0	9	8	8	0	7	0	10	10	18	16	4	18	17	ABM
2	21PGDM 005	BogI Dileep Kumar	6	4	5	5	2	10	9	8	0	0	6	8	0	18	8	15	23	18	17	ABM
3	21PGDM 006	Chakiram Sudhishna	5	5	3	3	4	0	0	10	10	10	10	10	0	18	19	18	13	28	10	ABM
4	21PGDM 007	Chakka Harsha Vardhan	5	6	6	4	5	10	5	0	0	5	0	6	4	13	19	12	20	13	5	ABM
5	21PGDM 009	Chennupalli Pavan Teja Reddy	3	2	2	5	2	9	0	0	4	0	8	8	4	17	9	12	22	21	0	ABM
6	21PGDM 012	Chunchu Srikanth	4	6	4	2	3	6	0	0	6	7	8	0	6	14	20	18	8	20	0	ABM
7	21PGDM 013	Damodara Kavya Priya	6	4	2	2	3	0	0	0	8	6	10	6	9	13	24	16	8	21	0	ABM
8	21PGDM 019	Kanaganti Praveen	6	2	2	4	2	8	0	9	5	10	7	0	0	13	18	11	12	18	9	ABM
9	21PGDM 020	Kandikatla Jaya Sri	4	4	4	6	3	4	6	9	6	0	6	0	0	16	7	14	10	22	15	ABM
10	21PGDM 021	Katreddy Lakshmi Parvathi	5	6	6	3	2	5	4	6	10	0	10	0	0	11	7	22	8	21	10	ABM
11	21PGDM 024	M C Deepthi	3	4	4	3	5	0	8	9	0	4	8	0	7	15	19	16	3	15	17	ABM
12	21PGDM 025	Mamatha	5	4	5	5	5	9	10	0	9	0	5	0	9	20	19	14	14	29	10	ABM
13	21PGDM 033	Nimma Sahithi	5	6	3	5	2	5	8	5	0	8	5	0	0	11	15	14	10	11	13	ABM
14	21PGDM 035	Perumalla Bhanu Prakash	3	3	2	4	3	0	6	5	8	9	9	0	0	20	15	14	4	28	11	ABM
15	21PGDM 037	Rollu Jaya Prakash Goud	5	6	3	4	4	0	5	0	7	4	0	5	8	17	21	9	9	24	5	ABM

16	21PGDM 043	Somisetty Sudharshan	5	3	5	3	4	7	0	9	5	9	0	0	10	15	28	8	10	20	9	ABM
17	21PGDM 046	Tunga Divya	6	2	6	2	4	0	10	4	0	5	6	8	0	17	15	14	10	17	14	ABM

SN O	SRN NO	NAME	CO 1	CO 2	CO 3	CO 4	CO 5	CO 1	CO 2	CO 3	CO 4	CO 5	CO 1	CO 2	CO 3	CO 4	CO 5	SPECIALIZATIO N
1	21PGDM00 4	Bhukya Navadheer	18	16	4	18	17	31	18	12	24	18	49	34	16	42	35	ABM
2	21PGDM00 5	Bogi Dileep Kumar	8	15	23	18	17	26	22	7	20	16	34	37	30	38	33	ABM
3	21PGDM00 6	Chakilam Sudhishna	19	18	13	28	10	28	14	7	22	10	47	32	20	50	20	ABM
4	21PGDM00 7	Chakka Harsha Vardhan	19	12	20	13	5	25	26	10	26	11	44	38	30	39	16	ABM
5	21PGDM00 9	Chennupalli Pavan Teja Reddy	9	12	22	21	0	31	22	10	19	20	40	34	32	40	20	ABM
6	21PGDM01 2	Chunchu Srikanth	20	18	8	20	0	28	19	9	21	19	48	37	17	41	19	ABM
7	21PGDM01 3	Damodara Kavya Priya	24	16	8	21	0	25	20	12	18	20	49	36	20	39	20	ABM
8	21PGDM01 9	Kanaganti Praveen	18	11	12	18	9	25	25	7	18	15	43	36	19	36	24	ABM
9	21PGDM02 0	Kandikatla Jaya Sri	7	14	10	22	15	25	16	11	16	17	32	30	21	38	32	ABM
10	21PGDM02 1	Katreddy Lakshmi Parvathi	7	22	8	21	10	36	23	8	16	18	43	45	16	37	28	ABM
11	21PGDM02 4	M C Deepthi	19	16	3	15	17	33	20	11	16	19	52	36	14	31	36	ABM
12	21PGDM02 5	Mamatha	19	14	14	29	10	27	19	9	16	14	46	33	23	45	24	ABM
13	21PGDM03 3	Nirmma Sahithi	15	14	10	11	13	29	19	10	16	21	44	33	20	27	34	ABM

14	21PGDM03 5	Perumalla Bhanu Prakash	15	14	4	28	11	21	25	6	23	9	36	39	10	51	20	ABM
15	21PGDM03 7	Rollu Jaya Prakash Goud	21	9	9	24	5	31	25	9	23	19	52	34	18	47	24	ABM
16	21PGDM04 3	Somisetty Sudharshan	28	8	10	20	9	27	26	7	16	18	55	34	17	36	27	ABM
17	21PGDM04 6	Tunga Divya	15	14	10	17	14	22	28	6	17	21	37	42	16	34	35	ABM

	DTE					TEE				
	CO1	CO2	CO3	CO4	CO5	CO1	CO2	CO3	CO4	CO5
MARKS OF CO	37	30	15	35	27	30	20	25	30	20
TARGET	0.4	0.4	0.4	0.4	0.4	0.4	0.4	0.4	0.4	0.4
TARGET MARKS	14	12	6	14	10	12	8	10	12	8
>TARGET	17	17	15	17	15	13	16	6	16	12
Total no of students	17	17	17	17	17	17	17	17	17	17
% of students more than target	100	100	88.23529	100	86.23529	76.47059	94.11765	35.29412	94.11765	70.58824
co attainment level	3	3	3	3	3	3	3	1	3	3

FINAL	CO1	CO2	CO3	CO4	CO5
IA	3	3	3	3	3
TEE	3	3	3	3	2
50% OF IA	1.5	1.5	1.5	1.5	1.5
50% OF TEE	1.5	1.5	1.5	1.5	1
FINAL CO	3	3	3	3	2.5

Food Tech and Processing Management																							
PO/PSO	CO	PO 1	#VAL UE!	PO 2	#VAL UE!	PO 3	#VALU EI	PO 4	#VALU EI	PO 5	#VAL UE!	PO 6	#VAL UE!	PO 7	#VAL UE!	PO 8	#VALU EI	PSO 1	#VAL UE!	PSO 2	#VAL UE!	PSO 3	#VAL UE!
CO1	3	3	9	3	9	2	6	2	6	2	6	3	9	3	9	2	6	3	9	3	9	3	9
CO2	3	3	9	3	9	2	6	2	6	2	6	3	9	3	9	2	6	3	9	3	9	3	9
CO3	3	3	9	3	9	3	9	3	9	2	6	3	9	3	9	3	9	3	9	3	9	3	9
CO4	3	3	9	3	9	2	6	2	6	2	6	3	9	3	9	2	6	3	9	3	9	3	9
CO5	2.5	3	7.5	3	7.5	2	5	2	5	2	5	3	7.5	3	7.5	2	5	3	7.5	3	7.5	3	7.5
	14.5		43.5		43.5		32		32		29		43.5		43.5		32		43.5		43.5		43.5
							2.2068		2.2068								2.2068						
			3	0	3	0	97	0	97	0	2	0	3	0	3	0	97	0	3	0	3	0	3

Agricultural Finance Banking and Management -DTE

(-) student has not attended the question. (*) Evaluation not completed for the script.

Exam Event	Subject	Exam Date	Evaluation															SFC TION 3	AS SING N	T O T AL	SE MI NA R	T O T AL	Q U I Z	T O T AL	MO CK TEST	T O T AL	SPECIALIZATION	
				SECTION 2							SECTION 1																	
Serial NO	SRN	Section No	Section 1							SECTION 2	Section 1							Section 2										
		Question No	1	2	3	4	5	6	7	8	1	2	3	4	5	6	7	8	CO 1	CO 1*	CO 2	CO 2*	CO 3	CO 3*	CO4	CO 4*	CO 5*	
		Course Outcome	CO1	2	1	2	1	2	2	1	3	4	5	3	4	5	4	5										
		Program Outcome																										
		Program Specific Outcome																										
		NAME	-	-	-	-	-	-	-	-	-	-	-	-	-	-	-	-	37		30		15		35	27		
1	21PGDM004	Bhukya Navadheer	4	5	0	2	7	0	8	11	0	3	3	4	0	4	9	9	10	32	7	22	5	9	5	18	16	ABM
2	21PGDM005	Bogi Dileep Kumar	0	5	5	5	5	0	9	8	0	5	3	4	8	0	6	8	9	27	10	29	4	8	11	30	1	ABM
3	21PGDM006	Chaklam Sudhishna	2	3	5	0	9	9	0	11	2	0	3	2	0	6	9	8	7	34	8	20	5	9	8	17	1	ABM
4	21PGDM007	Chakka Harsha Vardhan	0	5	4	4	7	0	8	11	0	3	3	4	6	4	0	10	8	30	8	25	5	9	10	19	1	ABM

PO			CO 1	CO 2	CO 2	CO 3	CO 1	CO 3	CO 5	CO 5	CO 4	CO 1	CO 2	CO 3	CO 1	CO 4	CO 1*	CO 2*	CO 3*	CO 4*	CO 5*	SPECIALIZATION
			SECTION 1					SECTION 2					SECTION 3	30	20	25	30	20				
SN	SRN NO	NAME	1	2	3	4	5	6	7	8	9	10	11	12	13	14						
1	21PGDM 004	Bhukya Navadheer	3	5	4	6	4	0	0	0	0	9	0	8	7	8	23	9	14	8	0	ABM
2	21PGDM 005	Bogi Dileep Kumar	2	5	3	4	2	0	2	0	4	6	10	0	8	18	18	18	4	22	2	ABM
3	21PGDM 006	Chaklam Sudhishna	5	5	6	2	3	6	0	2	0	8	0	10	7	19	23	11	18	19	2	ABM
4	21PGDM 007	Chakka Marsha Vardhan	3	5	3	3	5	8	0	0	7	0	6	0	9	12	17	14	11	19	0	ABM
5	21PGDM 009	Chennupalli Pavan Teja Reddy	6	5	4	3	4	0	5	1	8	0	0	6	4	14	14	9	9	22	6	ABM
6	21PGDM 012	Chunchu Srikanth	4	4	4	3	5	0	2	0	7	7	6	0	8	12	24	14	3	19	2	ABM
7	21PGDM 013	Damodara Kavya Priya	2	2	6	3	3	0	0	0	9	8	4	6	10	20	23	12	9	29	0	ABM
8	21PGDM 019	Kanaganti Praveen	2	2	5	2	5	5	0	2	8	0	0	0	7	11	14	7	7	19	2	ABM
9	21PGDM 020	Kandikatla Jaya Sri	3	2	4	3	5	4	2	0	6	10	10	0	0	15	18	16	7	21	2	ABM
10	21PGDM 021	Katreddy Lakshmi Parvathi	4	2	4	2	5	9	0	0	8	8	0	0	7	10	24	6	11	18	0	ABM
11	21PGDM 024	M C Deepthi	6	6	5	2	4	0	0	2	7	9	8	0	0	8	19	19	2	15	2	ABM
12	21PGDM 025	Mamatha	5	5	4	6	4	8	1	0	4	0	10	0	4	19	13	19	14	23	1	ABM
13	21PGDM 033	Nimma Sahithi	4	2	5	4	2	0	0	2	0	7	7	9	0	13	13	14	13	13	2	ABM
14	21PGDM 035	Perumalla Bharu Prakash	5	4	2	6	2	0	2	2	10	5	8	0	0	19	12	14	6	29	4	ABM

15	21PGDM 037	Rollu Jaya Prakash Goud	2	3	3	2	3	6	0	2	9	0	8	0	0	6	5	14	8	17	2	ABM
16	21PGDM 043	Somisetty Sudharshan	4	4	4	2	5	5	1	3	0	0	4	8	0	14	10	12	15	14	4	ABM
17	21PGDM 046	Tunga Divya	3	5	2	4	2	0	1	3	0	6	6	4	0	20	11	13	8	20	4	ABM

CONSOL

SN O	SRN NO	NAME	30	20	25	30	20	37	30	15	35	27	67	50	40	65	47	SPECIALIZATIO N
			TEE					DTE					TOTAL					
			CO 1	CO 2	CO 3	CO 4	CO 5	CO 1	CO 2	CO 3	CO 4	CO 5	CO 1	CO 2	CO 3	CO 4	CO 5	
1	21PGDM00 4	Bhukya Navadheer	23	9	14	8	0	32	22	9	18	16	55	31	23	26	16	ABM
2	21PGDM00 5	Bogi Dileep Kumar	18	18	11	24	2	27	29	8	30	11	45	47	19	54	13	ABM
3	21PGDM00 6	Chakiram Sudhishna	23	11	14	20	2	34	20	9	17	17	57	31	23	37	19	ABM
4	21PGDM00 7	Chakka Harsha Vardhan	17	14	14	8	0	30	25	9	19	17	47	39	23	27	17	ABM
5	21PGDM00 9	Chennupalli Pavan Teja Reddy	14	9	4	22	6	21	21	8	23	12	35	30	12	45	18	ABM
6	21PGDM01 2	Chunchu Srikanth	24	14	18	19	2	30	21	8	23	13	54	35	26	42	15	ABM
7	21PGDM01 3	Damodara Kavva Priya	23	12	11	19	0	25	27	13	25	15	48	39	24	44	15	ABM
8	21PGDM01 9	Kanaganti Praveen	14	7	21	19	2	19	22	14	13	18	33	29	35	32	20	ABM
9	21PGDM02 0	Kandikatla Jaya Sri	18	16	9	22	2	27	15	9	29	8	45	31	18	51	10	ABM
10	21PGDM02 1	Katreddy Lakshmi Parvathi	24	6	6	29	0	32	17	9	24	10	56	23	15	53	10	ABM
11	21PGDM02 4	M C Deepthi	19	19	11	22	2	21	21	13	14	23	40	40	24	36	25	ABM

12	21PGDM02 5	Mamatha	13	19	3	19	1	20	25	8	17	18	33	44	11	36	19	ABM
13	21PGDM03 3	Nimma Sahithi	13	14	9	29	2	23	21	14	17	15	36	35	23	46	17	ABM
14	21PGDM03 5	Perumalla Bhanu Prakash	12	14	4	24	4	26	22	10	20	14	38	36	14	44	18	ABM
15	21PGDM03 7	Rellu Jaya Prakash Goud	5	14	11	15	2	33	23	12	16	23	38	37	23	31	25	ABM
16	21PGDM04 3	Somisetty Sudharshan	10	12	6	11	4	31	20	13	20	20	41	32	19	31	24	ABM
17	21PGDM04 6	Tunga Divya	11	13	17	15	4	24	25	11	16	19	35	38	28	31	23	ABM

	DTE					TEE				
	CO1	CO2	CO3	CO4	CO5	CO1	CO2	CO3	CO4	CO5
MARKS OF CO	37	30	15	35	27	30	20	25	30	20
TARGET	0.4	0.4	0.4	0.4	0.4	0.4	0.4	0.4	0.4	0.4
TARGET MARKS	14	12	6	14	10	12	8	10	12	8
>TARGET	17	17	17	15	15	13	15	10	14	0
Total no of students	17	17	17	17	17	17	17	17	17	17
% of students more than target	100	100	100	88.23529	88.23529	76.47059	88.23529	58.82353	82.35294	0
co attainment level	3	3	3	3	3	3	3	2	3	1

FINAL	CO1	CO2	CO3	CO4	CO5
CO					
IA	3	3	3	3	3
TEE	3	3	2	3	1
50% OF IA	1.5	1.5	1.5	1.5	1.5
50% OF TEE	1.5	1.5	1	1.5	0.5
FINAL CO	3	3	2.5	3	2

Business Analytics and Intelligence- DTE

(-) student has not attended the question. (*) Evaluation not completed for the script.


Exam Event	Subject	Exam Date	Evaluation																												
				SECTION 1							SECTION 2	SECTION 3							AS	T	SE	T	Q	T	MO	T	SPECIALIZATION				
Serial NO	SRN	Section No	Section 1							SECTION 2	Section 1							Section 2	SECTION 3	AS	T	SE	T	Q	T	MO	T	SPECIALIZATION			
		Question No	1	2	3	4	5	6	7	8	1	2	3	4	5	6	7	8	CO 1	CO 1*	CO 2	CO 2*	CO 3	CO 3*	CO 4	CO 4*	CO 5	CO 5*			
		Course Outcome	CO1	CO2	CO1	CO2	CO1	CO2	CO1	CO2	CO3	CO4	CO5	CO3	CO4	CO5	CO4	CO5													
		Program Outcome																													
		Program Specific Outcome																													
		NAME																													
1	21PGDM022	Kohagapu Veda Priya	3	2	4	0	8	0	8	11	2	4	0	5	7	5	0	11	7	33	10	20	5	12	9	20	16	BA			
2	21PGDM029	Nadhamuni Venkata Rajesh	2	3	0	4	7	0	4	11	0	2	5	4	0	6	6	11	9	29	10	21	4	8	8	16	22	BA			

TEE

PS	PO	CO	CO 1	CO 2	CO 2	CO 3	CO 1	CO 3	CO 5	CO 5	CO 4	CO 1	CO 2	CO 3	CO 1	CO 4	CO 1*	CO 2*	CO 3*	CO 4*	CO 5*	SPECIALIZATION	
			SECTION 1					SECTION 2					SECTION 3	30	20	25	30	20					
SN	SRN NO	NAME	1	2	3	4	5	6	7	8	9	10	11	12	13	14							
1	21PGDM022	Kobagapu Veda Priya	2	3	5	3	0	2	6	4	6	0	0	5	0	5	2	8	10	11	10	BA	
2	21PGDM029	Nadhamuni Venkata Rajesh	2	4	4	3	2	0	10	5	10	7	0	0	1	8	12	8	3	18	15	BA	

			30	20	25	30	20	37	30	15	35	27	67	50	40	65	47		
			TEE					DTE					TOTAL						
SNO	SRN NO	NAME	CO1	CO2	CO3	CO4	CO5	CO1	CO2	CO3	CO4	CO5	CO1	CO2	CO3	CO4	CO5	SPECIALIZATION	
22	21PGDM022	Kobagapu Veda Priya	2	8	10	11	10	33	20	12	20	16	35	28	22	31	26	BA	
29	21PGDM029	Nadhamuni Venkata Rajesh	12	8	3	18	15	29	21	8	16	22	41	29	11	34	37	BA	

	DTE					TEE				
	CO1	CO2	CO3	CO4	CO5	CO1	CO2	CO3	CO4	CO5
MARKS OF CO	37	30	15	35	27	30	20	25	30	20
TARGET	0.4	0.4	0.4	0.4	0.4	0.4	0.4	0.4	0.4	0.4
TARGET MARKS	14	12	6	14	10	12	8	10	12	8
>TARGET	2	2	2	2	2	0	0	0	1	2
Total no of students	2	2	2	2	2	2	2	2	2	2
% of students more than target	100	100	100	100	100	0	0	0	50	100



TEE

PS O																							
PO																							
CO			CO 1	CO 2	CO 2	CO 3	CO 1	CO 3	CO 5	CO 5	CO 4	CO 1	CO 2	CO 3	CO 1	CO4	CO 1*	CO 2*	CO 3*	CO 4*	CO 5*		
			SECTION 1					SECTION 2					SECTIO N 3	30	20	25	30	20					
SN O	SRN NO	NAME	1	2	3	4	5	6	7	8	9	10	11	12	13	14							Specializa tion
1	21PGDM 022	Kobagapu Veda Priya	0	6	5	4	2	0	0	7	5	5	0	10	1	17	8	11	14	22	7	BA	
2	21PGDM 029	Nadhamuni Venkata Rajesh	2	4	3	2	2	0	4	8	5	4	10	0	0	14	8	17	2	19	12	BA	

			30	20	25	30	20	37	30	15	35	27	67	50	40	65	47	
			TEE					DTE					TOTAL					
SNO	SRN NO	NAME	CO1	CO2	CO3	CO4	CO5	CO1	CO2	CO3	CO4	CO5	CO1	CO2	CO3	CO4	CO5	Specialization
1	21PGDM022	Kobagapu Veda Priya	8	11	14	22	7	29	21	8	18	22	37	32	22	40	29	BA
2	21PGDM030	Neelam Shiva Rama Krishna	8	17	2	19	12	34	16	10	26	15	42	33	12	45	27	BA

	DTE					TEE				
	CO1	CO2	CO3	CO4	CO5	CO1	CO2	CO3	CO4	CO5
MARKS OF CO	37	30	15	35	27	30	20	25	30	20
TARGET	0.4	0.4	0.4	0.4	0.4	0.4	0.4	0.4	0.4	0.4
TARGET MARKS	14	12	6	14	10	12	8	10	12	8
>TARGET	2	2	2	2	2	0	2	1	2	1
Total no of students	2	2	2	2	2	2	2	2	2	2
% of students more than target	100	100	100	100	100	0	100	50	100	50
co attainment level	3	3	3	3	3	1	3	2	3	2

TEE


PS	PO	CO	CO1	C O2	C O2	C O3	C O1	CO3	C O5	C O5	C O4	C O1	C O2	C O3	C O1	CO4	CO 1*	CO 2*	CO 3*	CO 4*	CO 5*		
			SECTION N 1					SECTION N 2								SECTION N 3	30	20	25	30	20		
SNO	SRN NO	NAME	1	2	3	4	5	6	7	8	9	10	11	12	13	14							SPECIALIZATION
1	21PGDM022	Kobagapu Veda Priya	5	2	5	6	2	0	6	8	0	4	5	8	8	17	19	13	14	17	14	14	BA
2	21PGDM029	Nadhamuni Venkata Rajesh	6	5	5	5	6	10	9	0	6	7	2	0	0	20	19	12	15	26	9	9	BA

			30	20	25	30	20	37	30	15	35	27	67	50	40	65	47	
			TEE					DTE					TOTAL					
SNO	SRN NO	NAME	CO1	CO2	CO3	CO4	CO5	CO1	CO2	CO3	CO4	CO5	CO1	CO2	CO3	CO4	CO5	SPECIALIZATION
1	21PGDM022	Kobagapu Veda Priya	19	13	14	17	14	33	24	7	2	18	52	37	21	19	32	BA
2	21PGDM029	Nadhamuni Venkata Rajesh	19	12	15	26	9	23	19	9	12	18	42	31	24	38	27	BA

	DTE					TEE				
	CO1	CO2	CO3	CO4	CO5	CO1	CO2	CO3	CO4	CO5
MARKS OF CO	37	30	15	35	27	30	20	25	30	20
TARGET	0.4	0.4	0.4	0.4	0.4	0.4	0.4	0.4	0.4	0.4
TARGET MARKS	14	12	6	14	10	12	8	10	12	8
>TARGET	2	2	2	0	2	2	2	2	2	2
Total no of students	2	2	2	2	2	2	2	2	2	2
% of students more than target	100	100	100	0	100	100	100	100	100	100
co attainment level	3	3	3	1	3	3	3	3	3	3

FINAL					
CO	CO1	CO2	CO3	CO4	CO5
IA	3	3	3	1	3
TEE	3	3	3	3	3
50% OF IA	1.5	1.5	1.5	0.5	1.5
50% OF TEE	1.5	1.5	1.5	1.5	1
FINAL CO	3	3	3	2	2.5
	2	3	3	3	2.5
	2.5	3	3	2.5	2.5

Business Data Mining with SQL (Theory)																							
PO/PSO	CO	PO 1	#VALUE!	PO 2	#VALUE!	PO 3	#VALUE!	PO 4	#VALUE!	PO 5	#VALUE!	PO 6	#VALUE!	PO 7	#VALUE!	PO 8	#VALUE!	PSO 1	#VALUE!	PSO 2	#VALUE!	PSO 3	#VALUE!
CO1	2.5	3	7.5	3	7.5	3	7.5	3	7.5	3	7.5	3	7.5	3	7.5	3	7.5	3	7.5	2	5	3	7.5
CO2	3	3	9	3	9	3	9	2	6	3	9	3	9	3	9	3	9	3	9	2	6	3	9
CO3	3	3	9	3	9	3	9	3	9	3	9	3	9	3	9	3	9	3	9	2	6	3	9
CO4	2.5	3	7.5	2	5	3	7.5	3	7.5	3	7.5	3	7.5	3	7.5	3	7.5	3	7.5	2	5	3	7.5
CO5	2.5	3	7.5	3	7.5	3	7.5	3	7.5	3	7.5	3	7.5	3	7.5	3	7.5	3	7.5	2	5	3	7.5
	13.5		40.5		38		40.5		37.5		40.5		40.5		40.5		40.5		40.5		27		40.5
				2.8148					2.7777														
			3	0	15	0	3	0	78	0	3	0	3	0	3	0	3	0	3	0	2	0	3



PO/P SO	C O	PO 1	#VAL UE!	PO 2	#VAL UE!	PO 3	#VAL UE!	PO 4	#VAL UE!	PO 5	#VAL UE!	PO 6	#VAL UE!	PO 7	#VAL UE!	PO 8	#VAL UE!	PS O 1	#VAL UE!	PS O 2	#VAL UE!	PS O 3	#VAL UE!
CO1	3	3	9	3	9	3	9	3	9	3	9	3	9	3	9	3	9	3	9	3	9	3	9
CO2	3	3	9	3	9	3	9	3	9	3	9	3	9	3	9	3	9	3	9	3	9	3	9
CO3	2	3	6	2	4	3	6	3	6	3	6	1	2	3	6	3	6	3	6	3	6	3	6
CO4	3	3	9	3	9	3	9	3	9	3	9	3	9	3	9	3	9	3	9	3	9	3	9
CO5	2. 5	3	7.5	3	7.5	3	7.5	3	7.5	3	7.5	3	7.5	3	7.5	3	7.5	3	7.5	3	7.5	3	7.5
	13 .5		40.5		38.5		40.5		40.5		40.5		36.5		40.5		40.5		40.5		40.5		40.5
			3	0	2.851 852	0	3	0	3	0	3	0	2.703 704	0	3	0	3	0	3	0	3	0	3

SN O	SRN NO	NAME	1	2	3	4	5	6	7	8	9	10	11	12	13	14						SPECIALIZA TION
1	21PGDM 001	Anjali Karwa	2	4	2	6	6	0	9	9	0	4	7	0	4	8	16	13	6	8	18	Marketing
2	21PGDM 008	Channe Tanmay	2	5	4	4	6	9	0	4	6	6	0	1	0	15	14	9	14	21	4	Marketing
3	21PGDM 010	Cherukupalli Mrudu Manasa	6	5	5	4	5	0	5	7	7	0	4	6	0	15	11	14	10	22	12	Marketing
4	21PGDM 015	Dilip Kumar	2	3	6	6	2	0	0	7	10	8	9	0	7	8	19	18	6	18	7	Marketing
5	21PGDM 017	Jonathan Anthony Lobo	5	2	4	4	3	10	0	5	8	7	0	0	8	8	23	6	14	16	5	Marketing
6	21PGDM 018	Kambala Naga Siva Sankar Reddy	5	5	2	2	6	0	9	9	5	0	9	0	6	12	17	16	2	17	18	Marketing
7	21PGDM 023	Kodamanchili Pavan	6	3	2	2	6	10	6	0	7	10	0	0	9	20	31	5	12	27	6	Marketing
8	21PGDM 026	Mandava Yasaswi	4	6	2	3	5	5	5	4	0	6	0	2	0	10	15	8	10	10	9	Marketing
9	21PGDM 027	Manoj M	3	6	4	4	4	4	9	10	0	0	9	5	0	18	7	19	13	18	19	Marketing
10	21PGDM 032	Nikita Karmakar	3	4	3	3	6	10	7	0	8	0	9	4	0	18	9	16	17	26	7	Marketing
11	21PGDM 034	Palani Venkata Kumar	6	6	6	3	4	8	4	0	8	4	6	0	0	20	14	18	11	28	4	Marketing
12	21PGDM 038	Sakshi Rani	4	6	2	6	3	8	9	0	9	0	0	4	5	18	12	8	18	27	9	Marketing
13	21PGDM 044	Subham Dutta	2	2	2	3	2	0	0	0	8	5	6	5	6	12	15	10	8	20	0	Marketing
14	21PGDM 045	Tarun Saini	3	2	4	2	5	0	9	5	8	0	6	7	0	10	8	12	9	16	14	Marketing
15	21PGDM 048	Vuggina Vijaya Raju	6	5	6	5	3	0	0	7	10	8	0	4	10	20	27	12	9	30	7	Marketing

			30	20	25	30	20	37	30	15	35	27	67	50	40	65	47					
			TEE					DTE					TOTAL									

SN O	SRN NO	NAME	CO 1	CO 2	CO 3	CO 4	CO 5	CO 1	CO 2	CO 3	CO 4	CO 5	CO 1	CO 2	CO 3	CO 4	CO 5	SPECIALIZATIO N
1	21PGDM00 1	Anjali Karwa	16	13	6	8	18	20	29	10	20	14	36	42	16	28	32	Marketing
2	21PGDM00 8	Channe Tanmay	14	9	14	21	4	32	19	8	20	21	46	28	22	41	25	Marketing
3	21PGDM01 0	Cherukupalli Mrudu Manasa	11	14	10	22	12	29	27	12	15	16	40	41	22	37	28	Marketing
4	21PGDM01 5	Dilip Kumar	19	18	6	18	7	27	24	9	20	20	46	42	15	38	27	Marketing
5	21PGDM01 7	Jonathan Anthony Lobo	23	6	14	16	5	30	19	7	23	14	53	25	21	39	19	Marketing
6	21PGDM01 8	Kambala Naga Siva Sankar Reddy	17	16	2	17	18	29	17	11	16	16	46	33	13	33	34	Marketing
7	21PGDM02 3	Kodamanchill Pavan	31	5	12	27	6	31	24	10	25	13	62	29	22	52	19	Marketing
8	21PGDM02 6	Mandava Yasaswi	15	8	10	10	9	34	19	8	15	18	49	27	18	25	27	Marketing
9	21PGDM02 7	Manoj M	7	19	13	18	19	30	24	8	21	11	37	43	21	39	30	Marketing
10	21PGDM03 2	Nikita Karmakar	9	16	17	26	7	25	23	8	20	18	34	39	25	46	25	Marketing
11	21PGDM03 4	Palani Venkata Kumar	14	18	11	28	4	26	28	7	22	10	40	46	18	50	14	Marketing
12	21PGDM03 8	Sakshi Ranj	12	8	18	27	9	33	15	5	17	18	45	23	23	44	27	Marketing
13	21PGDM04 4	Subham Dutta	15	10	8	20	0	27	17	13	16	18	42	27	21	36	18	Marketing
14	21PGDM04 5	Yarun Saini	8	12	9	18	14	28	22	12	17	20	36	34	21	35	34	Marketing
15	21PGDM04 8	Vuggina Vijaya Raju	27	12	9	30	7	25	21	8	25	12	52	33	17	55	19	Marketing

	DTE					TEE				
	CO1	CO2	CO3	CO4	CO5	CO1	CO2	CO3	CO4	CO5
MARKS OF CO	37	30	15	35	27	30	20	25	30	20

TARGET	0.4	0.4	0.4	0.4	0.4	0.4	0.4	0.4	0.4	0.4
TARGET MARKS	14	12	6	14	10	12	8	10	12	8
>TARGET	15	15	14	15	14	10	11	7	13	7
Total no of students	15	15	15	15	15	15	15	15	15	15
% of students more than target	100	100	93.33333	100	93.33333	66.66667	73.33333	46.66667	86.66667	46.66667
co attainment level	3	3	3	3	3	3	3	1	3	2

FINAL					
CO	CO1	CO2	CO3	CO4	CO5
IA	3	3	3	3	3
TEE	3	3	1	3	2
50% OF IA	1.5	1.5	1.5	1.5	1.5
50% OF TEE	1.5	1.5	0.5	1.5	1
FINAL CO	3	3	2	3	2.5
	3	3	2.5	3	2
	3	3	2.25	3	2.25

DIGITAL & SOCIAL MEDIA MARKETING																							
PO/PSO	CO	PO 1	PO 2	PO 3	PO 4	PO 5	PO 6	PO 7	PO 8	PSO 1	PSO 2	PSO 3											
CO1	3	3	9	3	9	1	3	3	9	3	9	3	9	3	9	2	6	2	6	3	9	3	9
CO2	3	3	9	3	9	3	9	3	9	3	9	3	9	3	9	3	9	3	9	3	9	3	9
CO3	2.25	3	6.75	3	6.75	3	6.75	3	6.75	3	6.75	3	6.75	3	6.75	3	6.75	3	6.75	2	4.5	3	6.75
CO4	3	3	9	3	9	2	6	3	9	3	9	3	9	3	9	3	9	3	9	2	6	3	9
CO5	2.25	3	6.75	3	6.75	2	4.5	3	6.75	3	6.75	3	6.75	3	6.75	3	6.75	3	6.75	2	4.5	3	6.75
	13.5		40.5		40.5		29.25		40.5		40.5		40.5		40.5		37.5		37.5		33		40.5
			3	0	3	0	2.166667	0	3	0	3	0	3	0	3	0	2.777778	0	2.777778	0	2.444444	0	3

3	21PG DMO 10	Cherukupalli Mrudu Manasa	0	3	3	3	7	0	5	11	4	5	4	0	5	0	4	10	9	30	8	19	3	7	10	24	1	Marke ting
4	21PG DMO 15	Dilip Kumar	3	2	4	0	6	0	8	11	2	4	0	5	7	5	0	11	7	33	10	20	5	12	8	19	1	Marke ting
5	21PG DMO 17	Jonathan Anthony Lobo	5	3	0	4	9	0	6	9	3	0	4	4	0	5	9	10	10	33	7	20	4	11	10	19	1	Marke ting
6	21PG DMO 18	Kambala Naga Siva Sankar Reddy	2	0	2	3	7	0	7	6	5	5	3	0	4	5	0	6	10	27	9	19	4	9	8	17	1	Marke ting
7	21PG DMO 23	Kodamanchili Pavan	3	3	0	2	6	6	0	7	0	3	5	5	0	5	7	8	8	24	7	18	4	9	7	17	1	Marke ting
8	21PG DMO 26	Mandava Yasaswi	3	0	5	5	5	4	0	8	2	0	5	5	6	8	0	8	8	29	10	19	3	10	8	14	2	Marke ting
9	21PG DMO 27	Manoj M	3	5	5	0	0	8	8	9	3	2	3	0	5	0	7	7	9	26	7	28	4	7	7	21	1	Marke ting
10	21PG DMO 32	Nikita Karmakar	3	0	2	3	0	9	6	6	0	2	4	5	0	4	4	6	8	19	9	27	4	9	7	13	1	Marke ting
11	21PG DMO 34	Palani Venkata Kumar	4	2	3	0	0	7	4	6	3	5	0	4	4	0	6	8	9	22	9	22	3	10	9	24	8	Marke ting
12	21PG DMO 38	Sakshi Rani	5	5	2	0	4	9	0	8	5	0	5	2	7	6	0	9	9	28	8	22	5	12	7	14	2	Marke ting
13	21PG DMO 44	Subham Dutta	2	2	0	3	5	9	0	6	0	2	4	5	4	5	0	9	9	22	7	21	4	9	9	15	1	Marke ting
14	21PG DMO 45	Tarun Saini	0	3	4	3	4	9	0	6	3	4	3	0	0	4	9	9	9	23	10	25	5	8	8	21	1	Marke ting

4	21PGDM015	Dilip Kumar	0	5	3	4	4	8	0	7	4	4	5	0	0	5	7	11	10	24	10	27	5	9	0	11	2	1	Marketing
5	21PGDM017	Jonathan Anthony Lobo	5	5	0	4	4	0	8	10	0	5	4	5	0	5	7	9	9	28	10	27	4	9	9	21	1	8	Marketing
6	21PGDM018	Kambala Naga Siva Sankar Reddy	2	2	5	0	7	4	0	9	5	0	5	4	6	0	4	8	7	30	10	16	5	14	7	17	1	3	Marketing
7	21PGDM023	Kodamanchili Pavan	3	0	2	2	6	6	0	11	5	2	4	0	5	6	0	11	9	31	9	17	3	8	7	14	2	1	Marketing
8	21PGDM026	Mandava Yasaswi	0	4	3	3	6	9	0	8	3	3	0	3	0	6	4	8	9	26	8	24	5	11	0	7	1	4	Marketing
9	21PGDM027	Manoj M	0	3	3	2	5	6	0	11	2	0	5	3	0	5	4	6	8	27	9	20	5	10	9	13	1	6	Marketing
10	21PGDM032	Nikita Karmakar	0	4	5	2	0	9	7	9	2	2	0	5	0	5	5	9	7	21	9	31	5	12	6	13	1	4	Marketing
11	21PGDM034	Palani Venkata Kumar	0	2	2	2	9	4	0	7	3	4	0	3	5	0	7	10	10	28	7	15	4	10	0	16	1	0	Marketing
12	21PGDM038	Sakshi Rani	0	3	3	5	0	7	7	8	5	2	5	0	0	7	5	6	7	18	8	30	4	9	0	7	1	8	Marketing
13	21PGDM044	Subham Dutta	0	3	5	5	6	0	6	8	5	0	3	5	4	0	6	6	8	27	7	21	3	13	0	10		9	Marketing
14	21PGDM045	Tarun Saini	0	2	2	3	4	0	4	8	2	5	3	0	0	4	8	7	8	22	7	16	3	5	8	21	1	4	Marketing
15	21PGDM048	Vuggina Vijaya Raju	2	4	0	5	8	0	4	9	0	2	3	2	4	5	0	8	10	29	8	21	3	5	6	12	1	6	Marketing

TEE

SNO	SRN NO	NAME	SECTION 1					SECTION 2					SECTION 3					SPECIALIZATION				
			1	2	3	4	5	6	7	8	9	10	11	12	13	14	15		16	17	18	
1	21PGDM001	Anjali Karwa	2	5	4	6	3	8	7	4	7	10	0	0	0	13	15	9	14	20	11	Marketing
2	21PGDM008	Channe Tanmay	3	5	3	6	7	0	5	9	9	0	7	0	10	15	15	15	6	24	14	Marketing
3	21PGDM010	Cherukupalli Mrudu Manasa	5	2	4	3	6	0	0	9	0	9	9	10	4	8	24	15	13	8	9	Marketing
4	21PGDM015	Dilip Kumar	6	5	3	5	2	0	8	9	10	6	8	0	0	20	14	16	5	30	17	Marketing

9	21PGDM02 7	Manoj M	17	10	12	25	11	27	20	10	13	16	44	30	22	38	27	Marketing
10	21PGDM03 2	Nikita Karmakar	15	17	4	18	13	21	31	12	13	14	36	46	16	31	27	Marketing
11	21PGDM03 4	Palani Venkata Kumar	22	12	9	13	10	28	15	10	16	10	50	27	19	29	20	Marketing
12	21PGDM03 8	Sakshi Ranj	18	6	11	28	12	18	30	9	7	18	36	36	20	35	30	Marketing
13	21PGDM04 4	Subham Dutta	19	7	8	12	16	27	21	13	10	9	46	28	21	22	25	Marketing
14	21PGDM04 5	Tarun Salni	23	8	8	12	9	22	16	5	21	14	45	24	13	33	23	Marketing
15	21PGDM04 8	Vuggina Vijaya Raju	19	14	21	18	5	29	21	5	12	16	48	35	26	30	21	Marketing

	DTE					TEE				
	CO1	CO2	CO3	CO4	CO5	CO1	CO2	CO3	CO4	CO5
MARKS OF CO	37	30	15	35	27	30	20	25	30	20
TARGET	0.4	0.4	0.4	0.4	0.4	0.4	0.4	0.4	0.4	0.4
TARGET MARKS	14	12	6	14	10	12	8	10	12	8
>TARGET	15	15	13	5	13	15	10	8	10	12
Total no of students	15	15	15	15	15	15	15	15	15	15
% of students more than target	100	100	86.66667	33.33333	86.66667	100	66.66667	53.33333	66.66667	80
co attainment level	3	3	3	1	3	3	3	2	3	3

FINAL	CO1	CO2	CO3	CO4	CO5
CO					
IA	3	3	3	1	3
TEE	3	3	2	3	3
50% OF IA	1.5	1.5	1.5	0.5	1.5
50% OF TEE	1.5	1.5	1	1.5	1.5
FINAL CO	3	3	2.5	2	3
	3	2	3	3	2.5

3	21PG DMD 10	Cherukupalli Mrudu Manava	3	2	0	3	0	4	6	8	0	5	2	3	0	9	5	10	10	21	9	24	5	8	6	16	2	1	Marke ting
4	21PG DMD 15	Dilip Kumar	3	5	0	2	0	6	4	8	4	4	0	3	0	9	6	7	10	21	10	27	5	12	6	16	1	6	Marke ting
5	21PG DMD 17	Jonathan Anthony Lobo	3	0	3	4	0	5	9	11	2	3	0	2	8	0	4	9	10	27	7	25	5	9	11	26	9		Marke ting
6	21PG DMD 18	Kambala Naga Siva Sankar Reddy	2	0	5	5	8	0	4	7	4	0	5	4	0	4	9	11	7	29	10	19	3	11	9	18	2	0	Marke ting
7	21PG DMD 23	Kodamanchili Pavan	0	5	2	5	0	7	7	6	3	5	0	5	0	7	9	9	9	17	10	34	3	11	6	20	1	6	Marke ting
8	21PG DMD 26	Mandara Yasaswi	0	4	3	5	7	0	6	6	4	0	4	4	0	6	9	10	9	25	10	25	4	12	11	20	2	0	Marke ting
9	21PG DMD 27	Manoj M	2	5	0	5	4	0	4	10	2	4	0	2	0	4	6	11	10	26	7	21	4	6	11	21	1	5	Marke ting
10	21PG DMD 32	Nikita Karmakar	0	2	5	5	0	5	7	7	5	5	0	5	0	9	5	8	9	21	9	28	3	13	10	20	1	7	Marke ting
11	21PG DMD 34	Palani Venkata Kumar	3	2	3	0	8	0	4	10	3	5	4	0	9	5	0	11	8	32	10	16	4	7	7	21	2	0	Marke ting
12	21PG DMD 38	Sakshi Rani	2	4	0	2	0	6	8	9	4	0	5	4	6	9	0	11	8	19	7	27	4	12	11	17	2	5	Marke ting
13	21PG DMD 44	Subham Dutta	4	5	5	0	6	0	4	10	4	0	2	5	6	0	4	6	10	35	7	16	5	14	10	20	8		Marke ting
14	21PG DMD 45	Tarun Saini	3	4	0	4	7	7	0	11	4	5	5	0	8	0	4	9	7	28	9	24	5	9	9	26	1	4	Marke ting

15	21PGDM048	Vuggina Vijaya Raju	5	0	4	5	0	7	9	7	0	5	5	5	0	6	9	7	10	26	8	29	5	10	6	20	18	Marketing
----	-----------	---------------------	---	---	---	---	---	---	---	---	---	---	---	---	---	---	---	---	----	----	---	----	---	----	---	----	----	-----------

TEE

PSO	CO	CO 1	CO 2	CO 2	CO 3	CO 1	CO 3	CO 5	CO 5	CO 4	CO 1	CO 2	CO 3	CO 1	CO 4	CO 1*	CO 2*	CO 3*	CO 4*	CO 5*	SPECIALIZATION	
SRN NO	NAME	SECTION 1					SECTION 2					SECTION 3	30	20	25	30	20					
NO		1	2	3	4	5	2	7	8	9	10	11	12	13	14							
1	21PGDM001	Anjali Karwa	3	6	1	3	4	7	0	7	0	9	0	4	9	8	25	7	14	8	7	Marketing
2	21PGDM008	Channe Tanmay	4	4	5	6	5	2	0	6	9	0	0	8	4	10	13	9	16	19	6	Marketing
3	21PGDM010	Cherukupalli Mrudu Menasa	6	2	3	3	6	0	10	7	10	5	0	0	10	19	27	5	3	29	17	Marketing
4	21PGDM015	Dilip Kumar	3	5	4	3	5	2	0	6	6	5	2	0	0	9	13	11	5	15	6	Marketing
5	21PGDM017	Jonathan Anthony Lobo	5	3	2	2	4	8	0	10	0	9	0	5	5	15	23	5	15	15	10	Marketing
6	21PGDM018	Kambela Naga Siva Sankar Reddy	5	2	4	5	2	0	5	0	9	8	5	0	9	8	24	11	5	17	5	Marketing
7	21PGDM023	Kodamanchili Pavan	3	6	2	2	5	1	0	4	0	5	2	0	7	11	20	10	3	11	4	Marketing
8	21PGDM026	Mandava Yasaswi	3	5	2	3	6	0	0	4	5	0	6	2	10	19	19	13	5	24	4	Marketing
9	21PGDM027	Manoj M	6	2	3	3	6	0	0	5	6	5	0	7	9	16	26	5	10	22	5	Marketing
10	21PGDM032	Nikita Karmakar	4	6	2	2	2	2	7	0	0	0	5	7	6	8	12	13	11	8	7	Marketing

11	21PGDM 034	Palani Venkata Kumar	3	5	2	5	2	0	8	0	9	6	2	8	0	19	11	9	13	22	8	Marketing
12	21PGDM 038	Sakshi Rani	6	6	2	1	6	0	0	10	9	0	1	2	4	18	16	9	3	27	10	Marketing
13	21PGDM 044	Subham Dutta	6	2	2	4	4	2	0	5	8	0	3	0	7	11	17	7	6	19	5	Marketing
14	21PGDM 045	Tarun Saini	2	2	4	3	4	2	10	0	8	0	2	0	9	12	15	8	5	20	10	Marketing
15	21PGDM 048	Vuggina Vijaya Raju	6	2	3	5	4	5	0	10	6	8	0	0	9	20	27	5	10	26	10	Marketing

			30	20	25	30	20	37	30	15	35	27	67	50	40	65	47			
			TEE					OTE					TOTAL							
SN O	SRN NO	NAME	CO 1	CO 2	CO 3	CO 4	CO 5	CO 1	CO 2	CO 3	CO 4	CO 5	CO 1	CO 2	CO 3	CO 4	CO 5	SPECIALIZATIO N		
1	21PGDM00 1	Anjali Karwa	25	7	14	8	7	26	25	8	19	20	51	32	22	27	27	Marketing		
2	21PGDM00 8	Channe Tanmay	13	9	16	19	6	24	23	9	18	19	37	32	25	37	25	Marketing		
3	21PGDM01 0	Cherukupalli Mrudu Manasa	27	5	3	29	17	21	24	8	16	21	48	29	11	45	38	Marketing		
4	21PGDM01 5	Dilip Kumar	13	11	5	15	6	21	27	12	16	16	34	38	17	31	22	Marketing		
5	21PGDM01 7	Jonathan Anthony Lobo	23	5	15	15	10	27	25	9	26	9	50	30	24	41	19	Marketing		
6	21PGDM01 8	Kambala Naga Siva,Sankar Reddy	24	11	5	17	5	29	19	11	18	20	53	30	16	35	25	Marketing		
7	21PGDM02 3	Kodamanchili Pavan	20	10	3	11	4	17	34	11	20	16	37	44	14	31	20	Marketing		
8	21PGDM02 6	Mandava Yasaswi	19	13	5	24	4	25	25	12	20	20	44	38	17	44	24	Marketing		
9	21PGDM02 7	Manoj M	26	5	10	22	5	26	21	8	21	15	52	26	18	43	20	Marketing		
10	21PGDM03 2	Nikita Karmakar	12	13	11	8	7	21	28	13	20	17	33	41	24	28	24	Marketing		


CO1	3	3	9	3	9	3	9	3	9	3	9	3	9	3	9	3	9	3	9	3	9	3	9
CO2	2.5	3	7.5	3	7.5	3	7.5	3	7.5	3	7.5	3	7.5	3	7.5	3	7.5	3	7.5	3	7.5	3	7.5
CO3	2	3	6	3	6	3	6	3	6	2	4	3	6	3	6	3	6	3	6	3	6	3	6
CO4	3	3	9	3	9	3	9	3	9	3	9	2	6	3	9	3	9	3	9	3	9	3	9
CO5	2	3	6	3	6	3	6	3	6	3	6	3	6	3	6	3	6	3	6	3	6	3	6
	12.																						
	5		37.5		37.5		37.5		37.5		35.5		34.5		37.5		37.5		37.5		37.5		37.5
			3	0	3	0	3	0	3	0	2.84	0	2.76	0	3	0	3	0	3	0	3	0	3

CO			CO 1	CO 2	CO 2	CO 3	CO 1	CO 3	CO 5	CO 5	CO 4	CO 1	CO 2	CO 3	CO 1	CO4	CO1	CO2	CO3	CO4	CO5		
			SECTION 1					SECTION 2					SECTION 3	30	20	25	30	20					
SNO	SRN NO	NAME	1	2	3	4	5	6	7	8	9	10	11	12	13	14							SPECIALIZATION
1	Z1PGDM026	Mandava Yasaswi	4	6	2	3	5	5	5	4	5	6	0	5	0	10	15	8	13	15	9	ABM	

			30	20	25	30	20	37	30	15	35	27	67	50	40	65	47	
			TEE					DTE					TOTAL					
SNO	SRN NO	NAME	CO1	CO2	CO3	CO4	CO5	CO1	CO2	CO3	CO4	CO5	CO1	CO2	CO3	CO4	CO5	SPECIALIZATION
1	Z1PGDM026	Mandava Yasaswi	15	8	13	15	9	34	16	8	15	18	49	24	21	30	27	ABM

	DTE					TEE				
	CO1	CO2	CO3	CO4	CO5	CO1	CO2	CO3	CO4	CO5
MARKS OF CO	37	30	15	35	27	30	20	25	30	20
TARGET	0.4	0.4	0.4	0.4	0.4	0.4	0.4	0.4	0.4	0.4
TARGET MARKS	14	12	6	14	10	12	8	10	12	8
>TARGET	1	1	1	1	1	1	0	1	1	1
Total no of students	1	1	1	1	1	1	1	1	1	1
% of students more than target	100	100	100	100	100	100	0	100	100	100
co attainment level	3	3	3	3	3	3	1	3	3	3

FINAL	CO1	CO2	CO3	CO4	CO5
IA	3	3	3	3	3
TEE	3	1	3	3	3
50% OF IA	1.5	1.5	1.5	1.5	1.5
50% OF TEE	1.5	0.5	1.5	1.5	1.5
FINAL CO	3	2	3	3	3




CO			CO 1	CO 2	CO 2	CO 3	CO 1	CO 3	CO 5	CO 5	CO 4	CO 1	CO 2	CO 3	CO 1	CO4	CO1	CO2	CO3	CO4	CO5		
			SECTION 1					SECTION 2					SECTION 3	30	20	25	30	20					
SN	SRN NO	NAME	1	2	3	4	5	6	7	8	9	10	11	12	13	14							SPECIALIZATION
1	21PGDM 026	Mandava Yasaswi	6	2	6	5	6	0	10	10	6	4	7	0	0	16	16	15	5	22	20	ABM	

	30	20	25	30	20	37	30	15	35	27	67	50	40	65	47	
	TEE					DTE					TOTAL					
NAME	CO1	CO2	CO3	CO4	CO5	CO1	CO2	CO3	CO4	CO5	CO1	CO2	CO3	CO4	CO5	SPECIALIZATION
Mandava Yasaswi	16	15	5	22	20	26	24	11	7	14	42	39	16	29	34	ABM

	DTE					TEE				
	CO1	CO2	CO3	CO4	CO5	CO1	CO2	CO3	CO4	CO5
MARKS OF CO	37	30	15	35	27	30	20	25	30	20
TARGET	0.4	0.4	0.4	0.4	0.4	0.4	0.4	0.4	0.4	0.4
TARGET MARKS	14	12	6	14	10	12	8	10	12	8
>TARGET	1	1	1	0	1	1	1	0	1	1
Total no of students	1	1	1	1	1	1	1	1	1	1
% of students more than target	100	100	100	0	100	100	100	0	100	100
co attainment level	3	3	3	1	3	3	3	1	3	3

FINAL	CO1	CO2	CO3	CO4	CO5
IA	3	3	3	1	3
TEE	3	3	1	3	3
50% OF IA	1.5	1.5	1.5	0.5	1.5
50% OF TEE	1.5	1.5	0.5	1.5	1.5
FINAL CO	3	3	2	2	3



SNO	SRN NO	NAME	SECTION 1					SECTION 2					SECTION 3	30	20	25	30	20	SPECIALIZATION			
			1	2	3	4	5	6	7	8	9	10	11	12	13	14						
1	21PGDM026	Mandava Yasaswi	5	5	5	3	5	5	8	10	9	0	0	0	9	20	19	10	8	29	18	ABM

SNO	SRN NO	NAME	TEE					DTE					TOTAL					SPECIALIZATION
			CO1	CO2	CO3	CO4	CO5	CO1	CO2	CO3	CO4	CO5	CO1	CO2	CO3	CO4	CO5	
1	21PGDM026	Mandava Yasaswi	19	10	8	29	18	29	19	10	14	21	48	29	18	43	39	ABM

	DTE					TEE				
	CO1	CO2	CO3	CO4	CO5	CO1	CO2	CO3	CO4	CO5
MARKS OF CO	37	30	15	35	27	30	20	25	30	20
TARGET	0.4	0.4	0.4	0.4	0.4	0.4	0.4	0.4	0.4	0.4
TARGET MARKS	14	12	6	14	10	12	8	10	12	8
>TARGET	1	1	1	0	1	1	1	0	1	1
Total no of students	1	1	1	1	1	1	1	1	1	1
% of students more than target	100	100	100	0	100	100	100	0	100	100
co attainment level	3	3	3	3	3	3	3	3	3	7

FINAL	CO1	CO2	CO3	CO4	CO5
CO					
IA	3	3	3	3	3
TEE	3	3	3	3	2
50% OF IA	1.5	1.5	1.5	1.5	1.5
50% OF TEE	1.5	1.5	1.5	1.5	1
FINAL CO	3	3	3	3	2.5

1	21PGUM 002	Bandela Gangadhar	2	2	3	2	2	0	8	9	9	10	0	0	4	9	18	5	2	18	17	BA
2	21PGDM 003	Bathula Leela Ram	2	5	3	5	5	0	0	7	5	0	8	5	7	17	14	16	10	22	7	BA
3	21PGDM 008	Channe Tanmay	3	5	3	6	2	0	5	9	9	0	7	0	10	15	15	15	6	24	14	BA
4	21PGDM 010	Cherukupalli Mrudu Manasa	5	2	4	3	6	0	0	9	0	9	9	10	4	8	24	15	13	8	9	BA
5	21PGDM 023	Kodamanchili Pavan	6	2	2	5	5	9	4	5	0	8	0	0	5	10	24	4	14	10	9	BA
6	21PGDM 028	Marrikunta Kartheek Reddy	5	5	3	5	3	0	0	7	4	5	0	4	5	9	18	8	9	13	7	BA
7	21PGDM 030	Neelam Shiva Rama Krishna	3	5	5	2	6	0	5	9	8	10	0	0	6	13	25	10	2	21	14	BA
8	21PGDM 031	Nikhil G	5	2	5	2	2	7	0	6	7	4	6	0	0	17	11	13	9	24	6	BA
9	21PGDM 032	Nikita Karmakar	4	6	2	4	6	0	4	9	9	5	9	0	0	9	15	17	4	18	13	BA
10	21PGDM 034	Palani Venkata Kumar	2	2	4	4	6	0	0	10	0	7	6	5	7	13	22	12	9	13	10	BA
11	21PGDM 036	Ramanathula Naveen	2	4	4	2	3	0	0	6	4	10	8	0	5	14	20	16	2	18	6	BA
12	21PGDM 040	Shaik Mohammad Firoz	4	6	5	6	2	7	9	7	0	4	0	0	10	8	20	11	13	8	16	BA
13	21PGDM 045	Tarun Saini	6	2	6	2	4	0	4	5	0	7	0	6	6	12	23	8	8	12	9	BA
14	21PGDM 048	Vuggina Vijaya Raju	4	3	2	3	5	8	5	0	0	0	9	10	10	18	19	14	21	18	5	BA

			30	20	25	30	20	37	30	15	35	27	67	50	40	65	47	
			TEE					DTE					TOTAL					
SNO	SRN NO	NAME	CO 1	CO 2	CO 3	CO 4	CO 5	CO 1	CO 2	CO 3	CO 4	CO 5	CO 1	CO 2	CO 3	CO 4	CO 5	SPECIALIZATIO N
1	21PGDM002	Bandela Gangadhar	18	5	2	18	17	22	25	13	17	9	40	30	15	35	26	BA

2	21PGDM00 3	Bathula Leela Ram	14	16	10	22	7	30	20	9	12	18	44	36	19	34	25	BA
3	21PGDM00 8	Channe Tanmay	15	15	6	24	14	24	26	10	12	19	39	41	16	36	33	BA
4	21PGDM01 0	Cherukupalli Mrudu Manasa	24	15	13	8	9	25	26	9	14	18	49	41	22	22	27	BA
5	21PGDM02 3	Kodamanchill Pavan	24	4	14	10	9	31	17	8	14	21	55	21	22	24	30	BA
6	21PGDM02 8	Marrikunta Kartheek Reddy	18	8	9	13	7	32	21	7	20	13	50	29	16	33	20	BA
7	21PGDM03 0	Neelam Shiva Rama Krishna	25	10	2	21	14	27	26	7	8	20	52	36	9	29	34	BA
8	21PGDM03 1	Nikhil G	11	13	9	24	6	19	25	14	11	15	30	38	23	35	21	BA
9	21PGDM03 2	Nikita Karmakar	15	17	4	18	13	21	31	12	13	14	36	48	16	31	27	BA
10	21PGDM03 4	Palani Venkata Kumar	22	12	9	13	10	28	15	10	16	10	50	27	19	29	20	BA
11	21PGDM03 6	Ramanathula Naveen	20	16	2	18	6	26	27	11	9	16	46	43	13	27	22	BA
12	21PGDM04 0	Shaik Mohammad Firoz	20	11	13	8	16	26	14	7	16	17	46	25	20	24	33	BA
13	21PGDM04 5	Tarun Saini	23	8	8	12	9	22	16	5	21	14	45	24	13	39	23	BA
14	21PGDM04 8	Vuggina Vijaya Raju	19	14	21	18	5	29	21	5	12	16	48	35	26	30	21	BA

	DTE					TEE				
	CO1	CO2	CO3	CO4	CO5	CO1	CO2	CO3	CO4	CO5
MARKS OF CO	37	30	15	35	27	30	20	25	30	20
TARGET	0.4	0.4	0.4	0.4	0.4	0.4	0.4	0.4	0.4	0.4
TARGET MARKS	14	12	6	14	10	12	8	10	12	8
>TARGET	14	14	12	5	12	13	10	4	10	9
Total no of students	14	14	14	14	14	14	14	14	14	14
% of students more than target	100	100	85.71429	35.71429	85.71429	92.85714	71.42857	28.57143	71.42857	64.28571

co attainment level	3	3	3	1	3	3	3	1	3	3
---------------------	---	---	---	---	---	---	---	---	---	---

FINAL CO	CO1	CO2	CO3	CO4	CO5
IA	3	3	3	1	3
TEE	3	3	1	3	3
50% OF IA	1.5	1.5	1.5	0.5	1.5
50% OF TEE	1.5	1.5	0.5	1.5	1
FINAL CO	3	3	2	2	2

1	21PGDM 002	Bandela Gangadhar	4	3	2	2	0	0	4	6	9	5	0	9	0	15	9	5	11	24	10	BA
2	21PGDM 003	Bathula Leela Ram	6	0	3	6	2	7	0	10	0	5	0	5	0	13	13	3	18	13	10	BA
3	21PGDM 008	Channe Tanmay	5	6	0	3	3	4	10	5	0	0	1	0	0	19	8	7	7	19	15	BA
4	21PGDM 010	Cherukupalli Mrudu Manasa	3	5	3	4	4	6	0	0	0	6	1	7	8	13	21	9	17	13	0	BA
5	21PGDM 023	Kodamanchili Pavan	2	5	2	5	5	4	7	0	5	0	5	0	5	13	13	12	9	18	7	BA
6	21PGDM 028	Marrikunta Kartheek Reddy	1	6	5	3	1	4	0	7	5	2	0	9	0	13	4	11	15	18	7	BA
7	21PGDM 030	Neelam Shiva Rama Krishna	0	0	4	6	4	6	9	0	0	5	5	0	2	18	11	9	12	18	9	BA
8	21PGDM 031	Nikhil G	5	4	4	3	0	8	0	0	10	4	4	9	0	8	9	12	20	18	0	BA
9	21PGDM 032	Nikita Karmakar	0	4	3	3	6	0	10	0	9	9	0	7	6	14	23	7	10	23	10	BA
10	21PGDM 034	Palani Venkata Kumar	4	3	1	6	2	9	0	7	6	0	1	8	0	14	6	5	23	20	7	BA
11	21PGDM 036	Ramanathula Naveen	1	5	6	4	4	0	6	0	9	6	5	9	0	13	11	16	13	22	6	BA
12	21PGDM 040	Shaik Mohammad Firoz	2	6	6	5	1	4	0	0	10	5	4	7	0	8	8	16	16	16	0	BA
13	21PGDM 045	Tarun Saini	3	2	3	6	4	0	0	10	5	0	5	6	7	18	14	10	12	23	10	BA
14	21PGDM 048	Vuggina Vijaya Raju	3	4	0	4	0	5	10	0	8	1	0	0	4	12	8	4	9	20	10	BA

			30	20	25	30	20	37	30	15	35	27	67	50	40	65	47			
			TEE					DTE					TOTAL							
SNO	SRN NO	NAME	CO 1	CO 2	CO 3	CO 4	CO 5	CO 1	CO 2	CO 3	CO 4	CO 5	CO 1	CO 2	CO 3	CO 4	CO 5	SPECIALIZATIO N		
1	21PGDM002	Bandela Gangadhar	9	5	11	24	10	31	22	10	21	20	40	27	21	45	30	BA		

2	21PGDM00 3	Bathula Leela Ram	13	3	18	13	10	29	27	12	17	16	42	30	30	30	26	BA
3	21PGDM00 8	Channe Tanmay	8	7	7	19	15	27	24	9	21	20	35	31	16	40	35	BA
4	21PGDM01 0	Cherukupalli Mrudu Manasa	21	9	17	13	0	30	19	7	24	14	51	28	24	37	14	BA
5	21PGDM02 3	Kodamanchilli Pavan	13	12	9	18	7	24	18	9	17	18	37	30	18	35	25	BA
6	21PGDM02 8	Marrikunta Kartheek Reddy	4	11	16	18	7	21	25	6	23	9	25	36	22	41	16	BA
7	21PGDM03 0	Neelam Shiva Rama Krishna	11	9	12	18	9	31	25	9	22	19	42	34	21	40	28	BA
8	21PGDM03 1	Nikhil G	9	12	20	18	0	33	15	5	18	18	42	27	25	36	18	BA
9	21PGDM03 2	Nikita Karmakar	23	7	10	23	10	19	27	9	13	14	42	34	19	36	24	BA
10	21PGDM03 4	Palani Venkata Kumar	6	5	23	20	7	22	22	10	24	8	28	27	33	44	15	BA
11	21PGDM03 6	Ramanathula Naveen	11	16	13	22	6	27	26	7	19	18	38	42	20	41	24	BA
12	21PGDM04 0	Shaik Mohammad Firoz	8	16	16	18	0	23	30	10	17	17	31	46	26	35	17	BA
13	21PGDM04 5	Tarun Saini	14	10	12	23	10	23	25	8	21	16	37	35	20	44	26	BA
14	21PGDM04 8	Vuggina Vijaya Raju	8	4	9	20	10	38	13	14	20	13	46	17	23	40	23	BA

	DTE					TEE				
	CO1	CO2	CO3	CO4	CO5	CO1	CO2	CO3	CO4	CO5
MARKS OF CO	37	30	15	35	27	30	20	25	30	20
TARGET	0.4	0.4	0.4	0.4	0.4	0.4	0.4	0.4	0.4	0.4
TARGET MARKS	14	12	6	14	10	12	8	10	12	8
>TARGET	14	14	12	13	12	5	8	10	14	7
Total no of students	14	14	14	14	14	14	14	14	14	14
% of students more than target	100	100	85.71429	92.85714	85.71429	35.71429	57.14286	71.42857	100	50

co attainment level	3	3	3	3	3	1	2	3	3	2
---------------------	---	---	---	---	---	---	---	---	---	---

FINAL					
CO	CO1	CO2	CO3	CO4	CO5
IA	3	3	3	3	3
TEE	1	2	3	3	2
50% OF IA	1.5	1.5	1.5	1.5	1.5
50% OF TEE	0.5	1	1.5	1.5	1
FINAL CO	2	2.5	3	3	2.5

1	21PGDM 002	Bandela Gangadhar	4	3	2	4	0	4	4	6	0	0	4	0	0	12	4	9	8	12	10	BA
2	21PGDM 003	Bathula Leela Ram	2	5	5	3	2	0	8	9	10	2	0	0	8	17	14	10	3	27	17	BA
3	21PGDM 008	Channe Tanmay	2	5	4	4	1	9	0	4	6	1	0	5	0	15	4	9	18	21	4	BA
4	21PGDM 010	Cherukupalli Mzudu Manasa	2	5	5	4	2	0	5	7	7	0	4	6	0	15	4	14	10	22	12	BA
5	21PGDM 023	Kodamanchili Pavan	2	3	2	2	6	10	6	0	7	1	0	0	9	20	18	5	12	27	6	BA
6	21PGDM 028	Marrikunta Kartheek Reddy	2	6	5	6	2	10	0	4	6	0	10	0	6	11	10	21	16	17	4	BA
7	21PGDM 030	Neelam Shiva Rama Krishna	2	5	4	3	6	6	0	0	7	0	0	9	8	9	16	9	13	16	0	BA
8	21PGDM 031	Nikhil G	2	2	5	6	6	10	0	0	8	5	0	4	9	18	22	7	20	26	0	BA
9	21PGDM 032	Nikita Karmakar	3	4	3	3	1	10	7	0	8	0	9	4	0	18	4	16	17	26	7	BA
10	21PGDM 034	Palani Venkata Kumar	1	6	6	3	4	8	4	0	8	2	6	0	0	20	7	18	11	28	4	BA
11	21PGDM 036	Ramanathula Naveen	2	2	6	6	0	4	0	10	0	1	6	4	0	13	3	14	14	13	10	BA
12	21PGDM 040	Shaik Mohammad Firoz	4	6	2	5	2	10	0	8	8	0	0	10	10	10	16	8	25	18	8	BA
13	21PGDM 045	Tarun Saini	3	2	4	2	5	0	9	5	8	0	6	7	0	10	8	12	9	18	14	BA
14	21PGDM 048	Vuggina Vijaya Raju	1	6	6	5	3	0	0	7	10	4	0	4	10	20	18	12	9	30	7	BA

			30	20	25	30	20	37	30	15	35	27	67	50	40	65	47	
			TEE					DTE					TOTAL					
SNO	SRN NO	NAME	CO 1	CO 2	CO 3	CO 4	CO 5	CO 1	CO 2	CO 3	CO 4	CO 5	CO 1	CO 2	CO 3	CO 4	CO 5	SPECIALIZATION
1	21PGDM002	Bandela Gangadhar	4	9	8	12	10	31	16	11	19	20	35	25	19	31	30	BA

2	21PGDM003	Bathula Leela Ram	14	10	3	27	17	26	21	11	18	16	40	31	14	45	33	BA
3	21PGDM008	Channe Tanmay	4	9	18	21	4	32	19	8	20	21	36	28	26	41	25	BA
4	21PGDM010	Cherukupalli Mrudu Manasa	4	14	10	22	12	29	27	12	15	16	33	41	22	37	28	BA
5	21PGDM023	Kodamanchili Pavan	18	5	12	27	6	31	24	10	25	13	49	29	22	52	19	BA
6	21PGDM028	Marrikunta Kartheek Reddy	10	21	16	17	4	24	24	11	25	9	34	45	27	42	13	BA
7	21PGDM030	Neelam Shiva Rama Krishna	16	9	18	16	0	24	18	9	19	18	40	27	27	35	18	BA
8	21PGDM031	Nikhil G	22	7	20	26	0	32	22	12	25	15	54	29	32	51	15	BA
9	21PGDM032	Nikita Karmakar	4	16	17	26	7	25	23	8	20	18	29	39	25	46	25	BA
10	21PGDM034	Palani Venkata Kumar	7	18	11	28	4	26	28	7	22	10	33	46	18	50	14	BA
11	21PGDM036	Ramanathula Naveen	3	14	14	13	10	34	16	10	27	15	37	30	24	40	25	BA
12	21PGDM040	Shaik Mohammad Firoz	16	8	25	18	8	22	27	12	18	18	38	35	37	36	26	BA
13	21PGDM045	Tarun Saini	8	12	9	18	14	28	22	12	17	20	36	34	21	35	34	BA
14	21PGDM048	Vuggina Vijaya Raju	18	12	9	30	7	25	21	8	25	12	43	33	17	55	19	BA

	DTE					TEE				
	CO1	CO2	CO3	CO4	CO5	CO1	CO2	CO3	CO4	CO5
MARKS OF CO	37	30	15	35	27	30	20	25	30	20
TARGET	0.4	0.4	0.4	0.4	0.4	0.4	0.4	0.4	0.4	0.4
TARGET MARKS	14	12	6	14	10	12	8	10	12	8
>TARGET	14	14	14	14	12	5	11	9	13	5
Total no of students	14	14	14	14	14	14	14	14	14	14
% of students more than target	100	100	100	100	85.71429	42.85714	78.57143	64.28571	92.85714	35.71429

co attainment level	3	3	3	3	3	1	3	3	3	2
---------------------	---	---	---	---	---	---	---	---	---	---

FINAL CO	CO1	CO2	CO3	CO4	CO5
IA	3	3	3	3	3
TEE	1	3	3	3	2
50% OF IA	1.5	1.5	1.5	1.5	1.5
50% OF TEE	0.5	1.5	1.5	1.5	1
FINAL CO	2	3	3	3	2.5

SN O	SRN NO	NAME	1	2	3	4	5	6	7	8	9	10	11	12	13	14						SPECIALIZATION
1	21PGDM001	Anjali Karwa	2	5	4	6	3	8	7	4	7	10	0	0	0	13	15	9	14	20	11	Human Resource
2	21PGDM004	Bhukya Navadheer	4	6	2	6	5	9	8	0	7	0	9	7	0	15	9	17	22	22	8	Human Resource
3	21PGDM007	Chakka Harsha Vardhan	6	3	4	6	4	7	4	6	0	0	0	6	4	13	14	7	19	13	10	Human Resource
4	21PGDM015	Dilip Kumar	6	5	3	5	2	0	8	9	10	6	8	0	0	20	14	16	5	30	17	Human Resource
5	21PGDM020	Kandikatla Jaya Sri	4	3	5	2	4	6	7	0	8	0	10	5	0	10	8	18	13	18	7	Human Resource
6	21PGDM021	Katreddy Lakshmi Parvathi	4	4	5	3	2	5	8	0	0	0	8	8	5	8	11	17	16	8	8	Human Resource
7	21PGDM038	Sakshi Rani	3	3	3	3	6	8	7	5	10	9	0	0	0	18	18	6	11	28	12	Human Resource
8	21PGDM044	Subham Dutta	6	4	3	3	2	5	6	10	0	6	0	0	5	12	19	7	8	12	16	Human Resource
9	21PGDM046	Tunga Divya	5	5	2	6	5	0	0	10	7	9	0	8	4	14	23	7	14	21	10	Human Resource

			30	20	25	30	20	37	30	15	35	27	67	50	40	65	47	
			TEE					DTE					TOTAL					
SNO	SRN NO	NAME	CO1	CO2	CO3	CO4	CO5	CO1	CO2	CO3	CO4	CO5	CO1	CO2	CO3	CO4	CO5	SPECIALIZATION
1	21PGDM001	Anjali Karwa	15	9	14	20	11	31	22	9	17	18	46	31	23	37	29	Human Resource
2	21PGDM004	Bhukya Navadheer	9	17	22	22	8	18	26	10	4	22	27	43	32	26	30	Human Resource
3	21PGDM007	Chakka Harsha Vardhan	14	7	19	13	10	24	28	11	15	22	38	35	30	28	32	Human Resource
4	21PGDM015	Dilip Kumar	14	16	5	30	17	24	27	9	11	21	38	43	14	41	38	Human Resource
5	21PGDM020	Kandikatla Jaya Sri	8	18	13	18	7	30	25	8	18	19	38	43	21	36	26	Human Resource
6	21PGDM021	Katreddy Lakshmi Parvathi	11	17	16	8	8	25	19	10	18	12	36	36	26	26	20	Human Resource
7	21PGDM038	Sakshi Rani	18	6	11	28	12	18	30	9	7	18	36	36	20	35	30	Human Resource
8	21PGDM044	Subham Dutta	19	7	8	12	16	27	21	13	10	9	46	28	21	22	25	Human Resource
9	21PGDM046	Tunga Divya	23	7	14	21	10	21	31	8	9	14	44	38	22	30	24	Human Resource

	DTE					TEE				
	CO1	CO2	CO3	CO4	CO5	CO1	CO2	CO3	CO4	CO5
MARKS OF CO	37	30	15	35	27	30	20	25	30	20
TARGET	0.4	0.4	0.4	0.4	0.4	0.4	0.4	0.4	0.4	0.4
TARGET MARKS	14	12	6	14	10	12	8	10	12	8
>TARGET	9	9	9	4	8	6	5	7	7	6
Total no of students	9	9	9	9	9	9	9	9	9	9
% of students more than target	100	100	100	44.44444	88.88889	66.66667	55.55556	77.77778	77.77778	66.66667
co attainment level	3	3	3	3	3	3	3	3	3	2

FINAL	CO1	CO2	CO3	CO4	CO5
CO					
IA	3	3	3	3	3
TEE	3	3	3	3	2
50% OF IA	1.5	1.5	1.5	1.5	1.5
50% OF TEE	1.5	1.5	1.5	1.5	1
FINAL CO	3	3	3	3	2.5

EMPLOYEE RELATIONS - DTE

{} student has not attended the question. (*) Evaluation not completed for the script.																												
Exam Event	Subject	Exam Date	Evaluation																									
	EMPLOYEE RELATIONS	-	-																									
Serial NO	SRN	Section No	SECTION 1							SECTION 2							SECTION 3	ASSTGN	TOTAL	SEMINAR	TOTAL	QUIZ	TOTAL	MOCK TEST	TOTAL			
			1	2	3	4	5	6	7	8	1	2	3	4	5	6											7	8
		Question No																										
		Course Outcome	CO1																									
		Program Outcome																										
		Program Specific Outcome																										
		NAME	-	-	-	-	-	-	-	-	-	-	-	-	-	-	-			37		30		15		35	27	SPECIALIZATION
1	21PGDM 001	Anjali Karwa	4	4	3	0	6	0	8	10	0	4	2	4	6	9	0	10	9	32	7	19	4	8	8	18	21	Human Resource
2	21PGDM 004	Bhukya Navadheer	4	4	3	0	7	0	9	10	5	0	5	3	0	5	5	6	9	33	8	21	3	11	9	14	6	Human Resource

3	21PGDM 007	Chakka Harsha Vardhan	3	5	2	0	5	0	9	8	0	2	5	3	8	0	9	6	8	26	9	23	3	6	7	26	1	Human Resour ce
4	21PGDM 015	Dilip Kumar	3	2	4	0	8	0	8	11	2	4	0	5	7	5	0	11	7	33	10	20	5	12	8	19	1	Human Resour ce
5	21PGDM 020	Kandikatla Jaya Sri	0	5	3	5	9	0	7	11	3	3	3	0	4	0	6	8	7	30	7	24	5	8	7	20	1	Human Resour ce
6	21PGDM 021	Katreddy Lakshmi Parvathi	3	2	0	5	6	8	0	8	4	0	2	4	6	0	9	7	7	24	9	24	3	11	9	26	9	Human Resour ce
7	21PGDM 038	Sakshi Rani	5	5	2	0	4	9	0	8	5	0	5	2	7	6	0	9	9	28	8	22	5	12	7	14	2	Human Resour ce
8	21PGDM 044	Subham Dutta	2	2	0	3	5	9	0	6	0	2	4	5	4	5	0	9	9	22	7	21	4	9	9	15	1	Human Resour ce
9	21PGDM 046	Tunga Divya	0	4	4	5	8	0	9	9	3	4	5	0	5	0	7	6	10	31	9	27	3	6	10	26	1	Human Resour ce

TEE

PS																												
PO																												
CO			CO 1	CO 2	CO 2	CO 3	CO 1	CO 3	CO 5	CO 5	CO 4	CO 1	CO 2	CO 3	CO 1	CO4	CO 1*	CO 2*	CO 3*	CO 4*	CO 5*							
			SECTION 1					SECTION 2					SECTIO N 3	30	20	25	30	20										
SN	SRN NO	NAME	1	2	3	4	5	6	7	8	9	10	11	12	13	14												SPECIALIZAT ION
1	21PGDM 001	Anjali Karwa	6	4	0	2	4	7	0	5	5	0	0	9	4	14	14	4	18	19	5							Human Resource
2	21PGDM 004	Bhukya Navadheer	2	6	3	2	4	5	0	10	4	0	0	8	0	11	6	9	15	15	10							Human Resource

3	21PGDM 007	Chakka Harsha Vardhan	3	2	5	3	2	0	5	8	10	0	0	8	2	16	7	7	11	26	13	Human Resource
4	21PGDM 015	Dilip Kumar	3	3	3	4	2	9	9	0	10	0	2	5	0	19	5	8	18	29	9	Human Resource
5	21PGDM 020	Kandikatla Jaya Sri	5	6	3	5	2	10	10	0	6	0	0	7	2	15	9	9	22	21	10	Human Resource
6	21PGDM 021	Katreddy Lakshmi Parvathi	4	5	2	5	3	0	9	4	5	9	1	0	0	8	16	8	5	13	13	Human Resource
7	21PGDM 038	Sakshi Rani	2	5	1	6	6	10	9	10	0	10	0	7	0	15	18	6	23	15	19	Human Resource
8	21PGDM 044	Subham Dutta	4	2	0	2	5	0	0	4	7	10	0	7	6	9	25	2	9	16	4	Human Resource
9	21PGDM 046	Tunga Divya	6	3	5	4	6	4	5	4	0	0	4	8	0	10	12	12	16	10	9	Human Resource

			30	20	25	30	20	37	30	15	35	27	67	50	40	65	47				
			TEE					OTE					TOTAL								
SNO	SRN NO	NAME	CO1	CO2	CO3	CO4	CO5	CO1	CO2	CO3	CO4	CO5	CO1	CO2	CO3	CO4	CO5	SPECIALIZATION			
1	21PGDM001	Anjali Karwa	14	4	18	19	5	32	19	8	18	21	46	23	26	37	26	Human Resource			
2	21PGDM004	Bhukya Navadheer	6	9	15	15	10	33	21	11	14	16	39	30	26	29	26	Human Resource			
3	21PGDM007	Chakka Harsha Vardhan	7	7	11	26	13	26	23	6	26	11	33	30	17	52	24	Human Resource			
4	21PGDM015	Dilip Kumar	5	8	18	29	9	33	20	12	19	16	38	28	30	48	25	Human Resource			
5	21PGDM020	Kandikatla Jaya Sri	9	9	22	21	10	30	24	8	20	11	39	33	30	41	21	Human Resource			
6	21PGDM021	Katreddy Lakshmi Parvathi	16	8	5	13	13	24	24	11	26	9	40	32	16	39	22	Human Resource			
7	21PGDM038	Sakshi Rani	18	6	23	15	19	28	22	12	14	20	46	28	35	29	39	Human Resource			
8	21PGDM044	Subham Dutta	25	2	9	16	4	22	21	9	15	18	47	23	18	31	22	Human Resource			
9	21PGDM046	Tunga Divya	12	12	16	10	9	31	27	6	26	11	43	39	22	36	20	Human Resource			

	OTE					TEE				
	CO1	CO2	CO3	CO4	CO5	CO1	CO2	CO3	CO4	CO5
MARKS OF CO	37	30	15	35	27	30	20	25	30	20
TARGET	0.4	0.4	0.4	0.4	0.4	0.4	0.4	0.4	0.4	0.4
TARGET MARKS	14	12	6	14	10	12	8	10	12	8

>TARGET	9	9	7	7	8	4	3	7	8	7
Total no of students	9	9	9	9	9	9	9	9	9	9
% of students more than target	100	100	77.77778	77.77778	88.88889	44.44444	33.33333	77.77778	88.88889	77.77778
co attainment level	3	3	3	3	3	1	1	3	3	3

FINAL					
CO	CO1	CO2	CO3	CO4	CO5
IA	3	3	3	3	3
TEE	1	1	3	3	3
50% OF IA	1.5	1.5	1.5	1.5	1.5
50% OF TEE	0.5	0.5	1.5	1.5	1.5
FINAL CO	2	2	3	3	3

3	21PGDM007	Chakka Harsha Vardhan	5	4	5	0	0	6	8	7	5	4	0	2	5	0	7	11	8	25	8	26	3	10	10	26	1	1	Human Resource
4	21PGDM015	Dilip Kumar	4	0	5	3	0	8	4	8	0	3	5	4	9	5	0	10	10	27	9	24	5	9	8	20	2	0	Human Resource
5	21PGDM020	Kandikatta Jaya Sri	2	4	3	0	6	4	0	6	3	3	0	5	0	8	6	9	8	25	8	16	3	11	7	16	1	7	Human Resource
6	21PGDM021	Katreddy Lakshmi Parvathi	4	4	4	0	7	0	9	11	2	0	3	2	8	9	0	6	10	36	10	23	4	8	8	16	1	8	Human Resource
7	21PGDM038	Sakshi Rani	4	3	4	0	6	5	0	10	2	4	4	0	0	8	4	6	9	33	7	15	3	5	9	17	1	8	Human Resource
8	21PGDM044	Subham Dutta	5	0	2	5	6	4	0	6	4	3	0	5	0	7	6	11	8	27	8	17	4	13	7	16	1	8	Human Resource
9	21PGDM046	Tunga Divya	3	0	2	2	0	7	9	9	3	2	4	0	8	8	0	9	8	22	10	28	3	6	7	17	2	1	Human Resource

TEE

PS																													
PO																													
CO			CO 1	CO 2	CO 2	CO 3	CO 1	CO 3	CO 5	CO 5	CO 4	CO 1	CO 2	CO 3	CO 1	CO4	CO 1*	CO 2*	CO 3*	CO 4*	CO 5*								
			SECTION 1					SECTION 2					SECTION 3			30	20	25	30	20									

SN O	SRN NO	NAME	1	2	3	4	5	6	7	8	9	10	11	12	13	14						SPECIALIZAT ION
1	21PGDM 001	Anjali Karwa	2	4	2	6	6	0	9	9	0	4	7	0	4	8	16	13	6	8	18	Human Resource
2	21PGDM 004	Bhukya Navadheer	5	5	4	4	3	0	9	8	8	0	7	0	10	10	18	16	4	18	17	Human Resource
3	21PGDM 007	Chakka Harsha Vardhan	5	6	6	4	5	10	5	0	0	5	0	6	4	13	19	12	20	13	5	Human Resource
4	21PGDM 015	Dilip Kumar	2	3	6	6	2	0	0	7	10	8	9	0	7	8	19	18	6	18	7	Human Resource
5	21PGDM 020	Kandikatla Jaya Sri	4	4	4	6	3	4	6	9	6	0	6	0	0	16	7	14	10	22	15	Human Resource
6	21PGDM 021	Katreddy Lakshmi Parvathi	5	6	6	3	2	5	4	6	10	0	10	0	0	11	7	22	8	21	10	Human Resource
7	21PGDM 038	Sakshi Rani	4	6	2	6	3	8	9	0	9	0	0	4	5	18	12	8	38	27	9	Human Resource
8	21PGDM 044	Subham Dutta	2	2	2	3	2	0	0	0	8	5	6	10	6	12	15	10	13	20	0	Human Resource
9	21PGDM 046	Tunga Divya	6	2	6	2	4	0	10	4	0	5	6	8	0	17	15	14	10	17	14	Human Resource

			30	20	25	30	20	37	30	15	35	27	67	50	40	65	47	
			TEE					OTE					TOTAL					
SNO	SRN NO	NAME	CO1	CO2	CO3	CO4	CO5	CO1	CO2	CO3	CO4	CO5	CO1	CO2	CO3	CO4	CO5	SPECIALIZATION
1	21PGDM001	Anjali Karwa	16	13	6	8	18	20	29	10	20	14	36	42	16	28	32	Human Resource
2	21PGDM004	Bhukya Navadheer	18	16	4	18	17	31	18	12	24	18	49	34	16	42	35	Human Resource
3	21PGDM007	Chakka Harsha Vardhan	19	12	20	13	5	25	26	10	26	11	44	38	30	39	16	Human Resource
4	21PGDM015	Dilip Kumar	19	18	6	18	7	27	24	9	20	20	46	42	15	38	27	Human Resource
5	21PGDM020	Kandikatla Jaya Sri	7	14	10	22	15	25	16	11	16	17	32	30	21	38	32	Human Resource
6	21PGDM021	Katreddy Lakshmi Parvathi	7	22	8	21	10	36	23	8	16	18	43	45	16	37	28	Human Resource
7	21PGDM038	Sakshi Rani	12	8	18	27	9	33	15	5	17	18	45	23	23	44	27	Human Resource
8	21PGDM044	Subham Dutta	15	10	13	20	0	27	17	13	16	18	42	27	26	36	18	Human Resource
9	21PGDM046	Tunga Divya	15	14	10	17	14	22	28	6	17	21	37	42	16	34	35	Human Resource

	DTE					TEE				
	CO1	CO2	CO3	CO4	CO5	CO1	CO2	CO3	CO4	CO5
MARKS OF CO	37	30	15	35	27	30	20	25	30	20
TARGET	0.4	0.4	0.4	0.4	0.4	0.4	0.4	0.4	0.4	0.4
TARGET MARKS	14	12	6	14	10	12	8	10	12	8
>TARGET	9	9	7	9	9	6	8	3	8	6
Total no of students	9	9	9	9	9	9	9	9	9	9
% of students more than target	100	100	77.77778	100	100	66.66667	88.88889	33.33333	88.88889	66.66667
co attainment level	3	3	3	3	3	3	3	1	3	3

FINAL	CO1	CO2	CO3	CO4	CO5
CO					
IA	3	3	3	3	3
TEE	3	3	1	3	3
50% OF IA	1.5	1.5	1.5	1.5	1.5
50% OF TEE	1.5	1.5	0.5	1.5	1.5
FINAL CO	3	3	2	3	3

5	21PGDM014	Debu Kar	4	4	4	0	7	0	9	11	2	0	3	2	8	9	0	6	10	36	10	23	4	8	9	17	1	Marke
6	21PGDM016	Induru Girlshma	4	0	4	5	4	0	9	10	5	5	4	0	8	0	4	9	9	31	10	24	5	10	10	27	1	Marke
7	21PGDM019	Kanaganti Praveen	3	4	5	0	8	6	0	9	2	0	2	3	7	5	0	11	9	34	9	19	3	8	8	15	1	Marke
8	21PGDM035	Perumalla Bhanu Prakash	5	2	0	4	9	6	0	9	0	4	2	3	4	6	0	6	10	33	8	20	5	8	9	17	1	Marke
9	21PGDM039	Saurav Joshi	3	0	2	2	0	7	9	9	3	2	4	0	8	8	0	9	8	22	10	28	3	6	7	17	2	Marke
10	21PGDM042	SKVV Satya Rishitha	0	3	3	3	7	0	5	9	3	0	5	5	4	5	0	7	10	29	7	18	4	12	10	14	1	Marke
11	21PGDM043	Somisetty Sudharshan	5	4	0	2	0	7	4	10	3	0	4	4	5	8	0	11	7	22	7	24	4	11	7	12	2	Marke
12	21PGDM047	Unnati Singh	5	2	0	5	4	4	0	11	5	3	2	0	0	5	6	11	7	27	8	19	4	9	7	16	1	Marke

TÉE

PS	PO	CO	CO 1	CO 2	CO 2	CO 3	CO 1	CO 3	CO 5	CO 5	CO 4	CO 1	CO 2	CO 3	CO 1	COA	CO 1*	CO 2*	CO 3*	CO 4*	CO 5*	SPECIALIZATION
SN	SRN NO	NAME	SECTION 1					SECTION 2					SECTION 3	30	20	25	30	20				
O			1	2	3	4	5	6	7	8	9	10	11	12	13	14						
1	21PGDM 009	Chennupalli Pavan Teja Reddy	5	6	5	2	6	0	9	0	8	5	10	0	7	19	23	21	2	27	9	Marketing
2	21PGDM 011	Chippada Jahnasri	4	6	2	4	4	0	5	0	8	0	8	5	4	8	12	16	9	16	5	Marketing
3	21PGDM 012	Chunchu Srikanth	4	2	2	5	4	0	10	0	6	4	0	8	6	11	18	4	13	17	10	Marketing
4	21PGDM 013	Damodara Kavya Priya	2	5	5	4	5	0	4	0	5	10	0	6	10	16	27	10	10	21	4	Marketing

5	21PGDM 014	Debu Kar	2	6	2	2	4	0	6	5	7	0	0	6	9	14	15	8	8	21	11	Marketing
6	21PGDM 016	Induru Girishma	2	4	6	3	5	0	6	0	0	8	10	4	7	10	22	20	7	10	6	Marketing
7	21PGDM 019	Kanaganti Praveen	6	6	4	4	5	10	0	0	0	5	10	10	0	18	16	20	24	18	0	Marketing
8	21PGDM 035	Perumalla Bhanu Prakash	5	4	5	4	5	6	6	7	0	0	0	10	9	14	19	9	20	14	13	Marketing
9	21PGDM 039	Saurev Joshi	3	6	4	5	6	7	8	0	4	7	0	0	9	9	25	10	12	13	8	Marketing
10	21PGDM 042	SKVV Satya Rishitha	6	2	4	3	2	4	0	0	7	6	0	6	10	18	24	6	13	25	0	Marketing
11	21PGDM 043	Somisetty Sudharshan	2	6	6	4	5	0	0	9	8	8	10	0	4	8	19	22	4	16	9	Marketing
12	21PGDM 047	Unnati Singh	6	6	5	3	4	6	0	5	0	7	9	10	0	17	17	20	19	17	5	Marketing

			30	20	25	30	20	37	30	15	35	27	67	50	40	65	47	
			TEE					DTE					TOTAL					
SN O	SRN NO	NAME	CO 1	CO 2	CO 3	CO 4	CO 5	CO 1	CO 2	CO 3	CO 4	CO 5	CO 1	CO 2	CO 3	CO 4	CO 5	SPECIALIZATIO N
1	21PGDM00 9	Chennupalli Pavan Teja Reddy	23	21	2	27	9	32	16	7	21	24	55	37	9	48	33	Marketing
2	21PGDM01 1	Chippada Jahnasri	12	16	9	16	5	29	17	11	15	16	41	33	20	31	21	Marketing
3	21PGDM01 2	Chunchu Srikanth	18	4	13	17	10	25	25	7	20	15	43	29	20	37	25	Marketing
4	21PGDM01 3	Damodara Kavya Priya	27	10	10	21	4	25	16	11	18	17	52	26	21	39	21	Marketing
5	21PGDM01 4	Debu Kar	15	8	8	21	11	36	23	8	17	18	51	31	16	38	29	Marketing
6	21PGDM01 6	Induru Girishma	22	20	7	10	6	31	24	10	27	13	53	44	17	37	19	Marketing
7	21PGDM01 9	Kanaganti Praveen	16	20	24	18	0	34	19	8	15	18	50	39	32	33	18	Marketing

8	21PGDM03 5	Perumalla Bhanu Prakash	19	9	20	14	13	33	20	8	17	14	52	29	28	31	27	Marketing
9	21PGDM03 9	Saurav Joshi	25	10	12	13	8	22	28	6	17	21	47	38	18	30	29	Marketing
10	21PGDM04 2	SKVV Satya Rishitha	24	6	13	25	0	29	18	12	14	17	53	24	25	39	17	Marketing
11	21PGDM04 3	Somisetty Sudharshan	19	22	4	16	9	22	24	11	12	23	41	46	15	28	32	Marketing
12	21PGDM04 7	Unnati Singh	17	20	19	17	5	27	19	9	16	18	44	39	28	33	23	Marketing

	DTE					TEE				
	CO1	CO2	CO3	CO4	CO5	CO1	CO2	CO3	CO4	CO5
MARKS OF CO	37	30	15	35	27	30	20	25	30	20
TARGET	0.4	0.4	0.4	0.4	0.4	0.4	0.4	0.4	0.4	0.4
TARGET MARKS	14	12	6	14	10	12	8	10	12	8
>TARGET	12	12	11	10	12	11	9	6	11	5
Total no of students	12	12	12	12	12	12	12	12	12	12
% of students more than target	100	100	91.66667	83.33333	100	91.66667	75	50	91.66667	41.66667
co attainment level	3	3	3	3	3	3	3	2	3	1

FINAL	CO1	CO2	CO3	CO4	CO5
CO					
IA	3	3	3	3	3
TEE	3	3	2	3	1
50% OF IA	1.5	1.5	1.5	1.5	1.5
50% OF TEE	1.5	1.5	1	1.5	0.5
FINAL CO	3	3	2.5	3	2

CONSUMER BEHAVIOUR – DTE

(-) student has not attended the question. (*) Evaluation not completed for the script.																												
Exam Even I	Subject	Exam Date	Evaluation																									
	CONSUMER BEHAVIOUR	-	-																									
Serial NO	SRN	Section No	SECTION 1							SECTION 2	SECTION 3							ASIGN	TOTAL	SEMINAR	QUESTION	TOTAL	MOCK TEST	TOTAL	TOTAL			
			1	2	3	4	5	6	7		1	2	3	4	5	6	7									8	1	2
		Question No	1	2	3	4	5	6	7	8	1	2	3	4	5	6	7	8	CO 1	CO 1*	CO 2	CO 2*	CO 3	CO 3*	CO 4	CO 4*	CO 5	CO 5*
		Course Outcome	CO1	C O 2	C O 1	C O 2	C O 1	C O 2	C O 2	CO1	C O 3	C O 4	C O 5	C O 3	C O 4	C O 5	C O 4	CO5										
		Program Outcome																										
		Program Specific Outcome																										
		NAME	-	-	-	-	-	-	-	-	-	-	-	-	-	-	-	-										SPECIALIZATION
																			37			30		15		35	27	
1	21PGDM09	Chennupalli Pavan Teja Reddy	5	5	5	0	7	0	7	6	5	3	4	0	0	7	9	9	8	31	10	22	5	10	7	19	20	Marketing
2	21PGDM011	Chippada Jahnasri	4	4	3	0	7	0	9	10	5	0	5	3	0	5	5	6	9	33	8	21	3	11	8	13	16	Marketing
3	21PGDM012	Chunchu Srikanth	0	3	3	5	4	4	0	11	4	5	4	0	6	6	0	9	10	26	7	19	5	9	8	21	9	Marketing

4	21PGDM013	Damodara Kavya Priya	2	5	0	4	6	4	0	7	3	0	5	5	0	6	8	9	10	25	7	20	4	12	10	18	20	Marketing
5	21PGDM014	Debu Kar	3	5	2	0	5	0	9	8	0	2	5	3	8	0	9	6	8	26	9	23	3	6	10	29	11	Marketing
6	21PGDM016	Induru Girishma	3	0	2	2	8	0	7	9	0	5	4	3	0	9	6	11	10	32	7	16	4	7	8	19	24	Marketing
7	21PGDM019	Kanaganti Praveen	3	5	5	0	0	4	7	9	0	5	5	3	0	4	5	6	8	25	9	25	4	7	8	18	15	Marketing
8	21PGDM035	Perumalla Bhanu Prakash	3	2	3	0	0	7	8	7	2	2	3	0	8	0	4	6	8	21	8	25	4	6	9	23	9	Marketing
9	21PGDM039	Saurav Joshi	3	0	2	3	0	9	6	6	0	2	4	5	0	4	4	6	8	19	9	27	4	9	7	13	14	Marketing
10	21PGDM042	SKVV Satya Rishltha	5	2	0	4	9	6	0	9	0	4	2	3	4	6	0	6	10	33	8	20	5	8	8	16	14	Marketing
11	21PGDM043	Somisetty Sudharshan	5	0	5	3	0	6	9	8	2	2	2	0	0	5	7	11	9	27	8	26	5	7	7	16	18	Marketing
12	21PGDM047	Unnatl Singh	0	4	4	5	0	6	8	10	3	3	0	3	6	8	0	9	9	23	7	30	4	10	10	19	17	Marketing

TEE

PS	D																										
PO																											
CO			CO 1	CO 2	CO 2	CO 3	CO 1	CO 3	CO 5	CO 5	CO 4	CO 1	CO 2	CO 3	CO 1	CO4	CO 1*	CO 2*	CO 3*	CO 4*	CO 5*						
			SECTION 1					SECTION 2					SECTION 3	30	20	25	30	20									
SN	SRN NO	NAME	1	2	3	4	5	6	7	8	9	10	11	12	13	14											SPECIALIZATION
1	21PGDM009	Chennupalli Pavan Teja Reddy	3	2	2	5	2	9	0	0	4	0	8	8	4	17	9	12	22	21	0					Marketing	
2	21PGDM011	Chippada Jahnasri	2	6	4	6	5	8	8	0	4	0	10	7	0	9	7	20	21	13	8					Marketing	
3	21PGDM012	Chunchu Srikanth	4	6	4	2	3	6	0	0	6	7	8	0	6	14	20	18	8	20	0					Marketing	

4	Z1PGDM 013	Damodara Kavya Priya	6	4	2	2	3	0	0	0	8	6	10	6	9	13	24	16	8	21	0	Marketing
5	Z1PGDM 014	Debu Kar	3	5	4	2	3	0	0	9	4	6	4	0	5	20	17	13	2	24	9	Marketing
6	Z1PGDM 016	Induru Girishma	3	3	5	4	6	7	4	0	0	0	0	5	4	9	13	8	16	9	4	Marketing
7	Z1PGDM 019	Kanaganti Praveen	6	2	2	4	2	8	0	4	5	10	7	0	0	13	18	11	12	18	4	Marketing
8	Z1PGDM 035	Perumalla Bhanu Prakash	3	3	2	4	3	0	6	0	8	9	9	0	0	20	15	14	4	28	6	Marketing
9	Z1PGDM 039	Saurav Joshi	3	5	6	5	6	0	4	4	0	5	9	10	0	17	14	20	15	17	8	Marketing
10	Z1PGDM 042	SKVV Satya Rishitha	6	4	5	2	3	0	9	4	6	0	9	0	4	14	13	18	2	20	13	Marketing
11	Z1PGDM 043	Somisetty Sudharshan	5	3	5	3	4	7	0	9	5	9	0	0	10	15	28	8	10	20	9	Marketing
12	Z1PGDM 047	Unnati Singh	5	3	6	2	4	0	5	9	0	10	0	8	10	11	29	9	10	11	14	Marketing

			30	20	25	30	20	37	30	15	35	27	67	50	40	65	47	
			TEE					DTE					TOTAL					
SN O	SRN NO	NAME	CO 1	CO 2	CO 3	CO 4	CO 5	CO 1	CO 2	CO 3	CO 4	CO 5	CO 1	CO 2	CO 3	CO 4	CO 5	SPECIALIZATIO N
1	Z1PGDM00 9	Chennupalli Pavan Teja Reddy	9	12	22	21	0	31	22	10	19	20	40	34	32	40	20	Marketing
2	Z1PGDM01 1	Chippada Jahnasri	7	20	21	13	8	33	21	11	13	16	40	41	32	26	24	Marketing
3	Z1PGDM01 2	Chunchu Srikanth	20	18	8	20	0	28	19	9	21	19	48	37	17	41	19	Marketing
4	Z1PGDM01 3	Damodara Kavya Priya	24	16	8	21	0	25	20	12	18	20	49	36	20	39	20	Marketing
5	Z1PGDM01 4	Debu Kar	17	13	2	24	9	26	23	6	29	11	43	36	8	53	20	Marketing
6	Z1PGDM01 5	Induru Girishma	13	9	16	9	4	32	16	7	19	24	45	24	23	28	26	Marketing

7	21PGDM01 9	Kanaganti Praveen	18	11	12	18	4	25	25	7	18	15	43	36	19	36	19	Marketing
8	21PGDM03 5	Perumalla Bhanu Prakash	15	14	4	28	6	21	25	6	23	9	36	39	10	51	15	Marketing
9	21PGDM03 9	Saurav Jashi	14	20	15	17	8	19	27	9	13	14	33	47	24	30	22	Marketing
10	21PGDM04 2	SKVV Satya Rishitha	13	18	2	20	13	33	20	8	16	14	46	38	10	36	27	Marketing
11	21PGDM04 3	Somisetty Sudharshan	28	8	10	20	9	27	26	7	16	18	55	34	17	36	27	Marketing
12	21PGDM04 7	Unnati Singh	29	9	10	11	14	23	30	10	19	17	52	39	20	30	31	Marketing

	DTE					TEE				
	CO1	CO2	CO3	CO4	CO5	CO1	CO2	CO3	CO4	CO5
MARKS OF CO	37	30	15	35	27	30	20	25	30	20
TARGET	0.4	0.4	0.4	0.4	0.4	0.4	0.4	0.4	0.4	0.4
TARGET MARKS	14	12	6	14	10	12	8	10	12	8
>TARGET	12	12	10	10	11	10	10	5	10	4
Total no of students	12	12	12	12	12	12	12	12	12	12
% of students more than target	100	100	83.33333	83.33333	91.66667	83.33333	83.33333	41.66667	83.33333	33.33333
co attainment level	3	3	3	3	3	3	3	3	3	1

FINAL	CO1	CO2	CO3	CO4	CO5
CO					
IA	3	3	3	3	3
TEE	3	3	3	3	1
50% OF IA	1.5	1.5	1.5	1.5	1.5
50% OF TEE	1.5	1.5	1.5	1.5	0.5
FINAL CO	3	3	3	3	2

TEE

PS O																						
PO																						
CO			CO 1	CO 2	CO 2	CO 3	CO 1	CO 3	CO 5	CO 5	CO 4	CO 1	CO 2	CO 3	CO 1	CO4	CO 1*	CO 2*	CO 3*	CO 4*	CO 5*	
			SECTION 1					SECTION 2					SECTION 3	30	20	25	30	20				
SN O	SRN NO	NAME	1	2	3	4	5	6	7	8	9	10	11	12	13	14						SPECIALIZATION
1	21PGDM 022	Kobagapu Veda Priya	5	2	4	2	4	6	0	9	8	4	8	0	0	14	13	14	8	22	9	BA
2	21PGDM 029	Nadhamuni Venkata Rajesh	4	2	2	5	5	6	7	0	0	10	7	0	4	14	23	11	11	14	7	BA

	30	20	25	30	20	37	30	15	35	27	67	50	40	65	47	
	TEE					DTE					TOTAL					
NAME	CO1	CO2	CO3	CO4	CO5	CO1	CO2	CO3	CO4	CO5	CO1	CO2	CO3	CO4	CO5	SPECIALIZATION
Kobagapu Veda Priya	13	14	8	22	9	31	21	13	27	8	44	35	21	49	17	BA
Nadhamuni Venkata Rajesh	23	11	11	14	7	21	25	7	24	13	44	36	18	38	20	BA

	DTE					TEE				
	CO1	CO2	CO3	CO4	CO5	CO1	CO2	CO3	CO4	CO5
MARKS OF CO	37	30	15	35	27	30	20	25	30	20
TARGET	0.4	0.4	0.4	0.4	0.4	0.4	0.4	0.4	0.4	0.4
TARGET MARKS	14	12	6	14	10	12	8	10	12	8
>TARGET	2	2	2	2	1	2	2	1	2	1
Total no of students	2	2	2	2	2	2	2	2	2	2
% of students more than target	100	100	100	100	50	100	100	50	100	50
co attainment level	3	3	3	3	2	3	3	2	3	2

FINAL					
CO	CO1	CO2	CO3	CO4	CO5
1A	3	3	3	3	2
TEE	3	3	2	3	2
50% OF 1A	1.5	1.5	1.5	1.5	1
50% OF TEE	1.5	1.5	1	1.5	1
FINAL CO	3	3	2.5	3	2

Design Thinking																							
PO/PSO	CO	PO 1	#VAL UE!	PO 2	#VAL UE!	PO 3	#VAL UE!	PO 4	#VAL UE!	PO 5	#VAL UE!	PO 6	#VAL UE!	PO 7	#VAL UE!	PO 8	#VAL UE!	PSO 1	#VAL UE!	PSO 2	#VAL UE!	PSO 3	#VAL UE!
CO1	3	3	9	1	3	1	3	2	6	2	6	2	6	3	9	2	6	3	9	3	9	2	6
CO2	3	3	9	3	9	1	3	2	6	2	6	2	6	3	9	2	6	3	9	3	9	2	6
CO3	2.5	3	7.5	3	7.5	3	7.5	2	5	2	5	2	5	3	7.5	2	5	3	7.5	3	7.5	2	5
CO4	3	3	9	3	9	3	9	3	9	3	9	2	6	3	9	2	6	3	9	3	9	2	6
CO5	2	2	4	3	6	3	6	2	4	2	4	2	4	2	4	2	4	3	6	3	6	2	4
	13.5		38.5		34.5		28.5		30		30		27		38.5		27		40.5		40.5		27
			2.851852	0	2.555556	0	2.111111	0	2.222222	0	2.222222	0	2	0	2.851852	0	2	0	3	0	3	0	2

4	21PGDM028	Marrikunta Kartheek Reddy	0	2	0	5	6	8	0	8	4	0	2	4	8	0	9	7	4	18	9	24	3	11	8	25	9	Finance
5	21PGDM030	Neelam Shiva Rama Krishna	3	3	0	2	6	6	0	7	0	3	5	5	0	5	7	8	3	19	7	18	4	9	9	19	8	Finance
6	21PGDM031	Nikhil G	0	2	0	3	8	0	7	11	4	0	5	5	8	0	8	10	7	26	10	22	3	12	9	25	5	Finance
7	21PGDM039	Saurav Joshi	1	0	2	3	0	9	6	6	0	2	4	5	0	4	4	6	8	17	9	27	4	9	7	13	4	Finance
8	21PGDM040	Shaik Mohammad Firoz	2	3	3	0	0	7	8	7	2	0	2	5	0	9	8	7	10	22	9	27	5	12	10	18	8	Finance

PSO																											
PO																											
CO			CO 1	CO 2	CO 2	CO 3	CO 1	CO 3	CO 5	CO 5	CO 4	CO 1	CO 2	CO 3	CO 1	CO4	CO 1*	CO 2*	CO 3*	CO 4*	CO 5*						
			SECTION 1					SECTION 2					SECTION 3	30	20	25	30	20									
SN	SRN NO	NAME	1	2	3	4	5	6	7	8	9	10	11	12	13	14											SPECIALIZATION
1	21PGDM002	Bandela Gangadhar	4	3	2	4	5	4	4	6	0	9	4	0	0	12	18	9	8	12	10					Finance	
2	21PGDM003	Bathula Leela Ram	2	5	5	3	2	0	8	9	10	7	0	0	8	17	19	10	3	27	17					Finance	
3	21PGDM014	Debu Kar	3	5	4	2	3	0	0	9	4	6	4	0	5	20	17	13	2	24	9					Finance	
4	21PGDM028	Marrikunta Kartheek Reddy	2	6	5	6	4	10	0	4	6	0	10	0	6	11	12	21	16	17	4					Finance	
5	21PGDM030	Neelam Shiva Rama Krishna	2	5	4	3	6	6	0	0	7	8	0	9	8	9	24	9	18	16	0					Finance	

FINAL					
CO	CO1	CO2	CO3	CO4	CO5
IA	3	3	3	3	3
TEE	3	3	3	3	1
50% OF IA	1.5	1.5	1.5	1.5	1.5
50% OF TEE	1.5	1.5	1.5	1.5	0.5
FINAL CO	3	3	3	3	2

MANAGING BANKS & FINANCIAL INSTITUTIONS																								
PO/P SO	CO	P O 1	#VAL UE!	P O 2	#VAL UE!	P O 3	#VALU E!	P O 4	#VALU E!	P O 5	#VAL UE!	P O 6	#VALU E!	PO 7	#VAL UE!	PO 8	#VALU E!	PSO 1	#VAL UE!	PSO 2	#VAL UE!	PSO 3	#VAL UE!	
CO1	3	3	9	3	9	1	3	2	6	2	6	1	3	3	9	2	6	3	9	3	9	3	9	
CO2	3	3	9	3	9	3	9	2	6	2	6	1	3	3	9	2	6	3	9	3	9	3	9	
CO3	3	3	9	3	9	3	9	3	9	2	6	3	9	3	9	3	9	3	9	3	9	3	9	
CO4	3	3	9	3	9	3	9	3	9	3	9	3	9	3	9	3	9	3	9	3	9	3	9	
CO5	2.5	3	7.5	3	7.5	2	5	3	7.5	3	7.5	3	7.5	3	7.5	3	7.5	3	7.5	3	7.5	3	7.5	
	14. 5		43.5		43.5		35		37.5		34.5		31.5		43.5		37.5		43.5		43.5		43.5	
							2.413 793		2.586 207		2.379 31		2.172 414				2.586 207					3	0	3

4	21PGDM028	Marrikunta Karthek Reddy	3	2	3	0	0	7	8	7	2	2	3	0	8	0	4	6	8	21	8	25	4	6	9	23	9	Finance
5	21PGDM030	Neelam Shiva Rama Krishna	2	4	0	5	9	8	0	10	4	4	5	0	9	7	0	7	10	31	8	25	5	9	9	22	9	Finance
6	21PGDM031	Nikhil G	4	3	4	0	6	5	0	10	2	4	4	0	0	8	4	6	9	33	7	15	3	5	10	18	8	Finance
7	21PGDM039	Saurav Joshi	3	0	2	2	0	7	9	9	3	2	4	0	8	8	0	9	8	22	10	28	3	6	7	17	2	Finance
8	21PGDM040	Shaik Mohamm ad Firoz	0	4	4	5	0	6	8	10	3	3	0	3	6	8	0	9	9	23	7	30	4	10	8	17	1	Finance

TEE

PS	PO	CO	CO 1	CO 2	CO 2	CO 3	CO 1	CO 3	CO 5	CO 5	CO 4	CO 1	CO 2	CO 3	CO 1	CO4	CO 1*	CO 2*	CO 3*	CO 4*	CO 5*	SPECIALIZATION
SN	SRN NO	NAME	1	2	3	4	5	6	7	4	9	10	11	12	13	14	30	20	25	30	20	
1	21PGDM002	Bandela Gangadhar	4	3	2	2	4	0	4	2	9	5	0	9	0	15	13	5	11	24	6	Finance
2	21PGDM003	Bathula Leela Ram	6	6	3	6	3	7	0	5	0	10	0	5	10	13	29	9	18	13	5	Finance
3	21PGDM014	Debu Kar	2	6	2	2	4	0	6	2	7	0	0	6	9	14	15	8	8	21	8	Finance
4	21PGDM028	Marrikunta Karthek Reddy	5	6	5	3	5	4	0	7	5	10	0	9	0	13	20	11	16	18	7	Finance
5	21PGDM030	Neelam Shiva Rama Krishna	6	6	4	6	4	6	9	0	0	5	10	0	7	18	22	20	12	18	9	Finance

6	21PGDM 031	Nikhil G	5	4	4	3	3	8	0	0	10	4	8	9	0	8	12	16	20	18	0	Finance
7	21PGDM 039	Saurav Joshi	3	6	4	5	6	7	8	0	4	7	0	0	9	9	25	10	12	13	8	Finance
8	21PGDM 040	Shaik Mohammad Firoz	2	6	6	5	5	4	0	0	10	10	4	7	0	8	17	16	16	18	0	Finance

			30	20	25	30	20	37	30	15	35	27	67	50	40	65	47			
			TEE					DTE					TOTAL							
SNO	SRN NO	NAME	CO1	CO2	CO3	CO4	CO5	CO1	CO2	CO3	CO4	CO5	CO1	CO2	CO3	CO4	CO5	SPECIALIZATION		
1	21PGDM002	Bandela Gangadhar	13	5	11	24	6	31	22	10	21	20	44	27	21	45	26	Finance		
2	21PGDM003	Bathula Leela Ram	29	9	18	13	5	29	27	12	17	16	58	36	30	30	21	Finance		
3	21PGDM014	Debu Kar	15	8	8	21	8	36	23	8	17	18	51	31	16	38	26	Finance		
4	21PGDM029	Nadhamuni Venkata Rajesh	20	11	16	18	7	21	25	6	23	9	41	36	22	41	16	Finance		
5	21PGDM031	Nikhil G	22	20	12	18	9	31	25	9	22	19	53	45	21	40	28	Finance		
6	21PGDM032	Nikita Karmakar	12	16	20	18	0	33	15	5	18	18	45	31	25	36	18	Finance		
7	21PGDM040	Shaik Mohammad Firoz	25	10	12	13	8	22	28	6	17	21	47	38	18	30	29	Finance		
8	21PGDM041	Sheik Imran	17	16	16	18	0	23	30	10	17	17	40	46	26	33	17	Finance		

	DTE					TEE				
	CO1	CO2	CO3	CO4	CO5	CO1	CO2	CO3	CO4	CO5
MARKS OF CO	37	30	15	35	27	30	20	25	30	20
TARGET	0.4	0.4	0.4	0.4	0.4	0.4	0.4	0.4	0.4	0.4
TARGET MARKS	14	12	6	14	10	12	8	10	12	8
>TARGET	8	8	5	8	7	7	6	7	8	1
Total no of students	8	8	8	8	8	8	8	8	8	8
% of students more than target	100	100	62.5	100	87.5	87.5	75	87.5	100	12.5
co attainment level	3	3	3	3	3	3	3	3	3	1

FINAL						
CO	CO1	CO2	CO3	CO4	CO5	
IA	3	3	3	3	3	3

TEE	3	3	3	3	1
50% OF IA	1.5	1.5	1.5	1.5	1.5
50% OF TEE	1.5	1.5	1.5	1.5	0.5
FINAL CO	3	3	3	3	2

INVESTMENT ANALYSIS & PORTFOLIO MANAGEMENT																							
PO/PSO	CO	PO1	#VAL UE!	PO2	#VAL UE!	PO3	#VAL UE!	PO4	#VAL UE!	PO5	#VAL UE!	PO6	#VAL UE!	PO7	#VAL UE!	PO8	#VAL UE!	PSO1	#VAL UE!	PSO2	#VAL UE!	PSO3	#VAL UE!
CO1	3	3	9	3	9	3	9	3	9	3	9	3	9	3	9	3	9	3	9	3	9	3	9
CO2	3	3	9	3	9	3	9	3	9	3	9	3	9	3	9	3	9	3	9	3	9	3	9
CO3	3	3	9	3	9	3	9	2	6	2	6	3	9	3	9	2	6	3	9	3	9	3	9
CO4	3	3	9	3	9	2	6	2	6	2	6	3	9	3	9	2	6	3	9	3	9	3	9
CO5	2	3	6	3	6	2	4	2	4	2	4	3	6	3	6	2	4	3	6	3	6	3	6
	1																						
	4		42		42		37		34		34		42		42		34		42		42		42
						2.6428		2.4285		2.4285							2.4285						
			3	0	3	0	57	0	71	0	71	0	3	0	3	0	71	0	3	0	3	0	3

5	21PGDM030	Neelam Shiva Rama Krishna	0	2	2	5	9	0	9	8	0	4	2	4	0	9	4	9	8	27	10	26	3	7	0	8	2	0	Financ e
6	21PGDM031	Nikhil G	5	3	0	3	0	7	5	7	5	2	0	4	0	7	2	8	7	19	7	25	5	14	5	9	1	5	Financ e
7	21PGDM039	Saurav Joshi	5	5	2	0	0	9	5	7	0	3	3	2	4	8	0	6	10	24	7	26	3	5	2	9	1	7	Financ e
8	21PGDM040	Shaik Mohammad Firoz	2	0	2	2	5	5	0	6	0	4	2	3	5	9	0	6	9	26	7	14	4	7	7	16	1	7	Financ e

TEE

PO			CO 1	CO 2	CO 2	CO 3	CO 1	CO 3	CO 5	CO 5	CO 4	CO 1	CO 2	CO 3	CO 1	CO 4	CO 1*	CO 2*	CO 3*	CO 4*	CO 5*		
			SECTION 1					SECTION 2					SECTION 3	30	20	25	30	20					
SN O	SRN NO	NAME	1	2	1	4	5	6	7	8	9	10	5	12	13	14							SPECIALIZA TION
1	21PGDM 002	Bandela Gangadhar	2	2	3	2	2	0	8	9	9	10	0	0	4	9	18	5	2	18	17		Finance
2	21PGDM 003	Bathula Leela Ram	2	5	3	5	5	0	0	7	5	0	1	5	7	17	14	9	10	22	7		Finance
3	21PGDM 014	Debu Kar	3	6	2	2	4	9	0	4	0	4	0	5	4	16	15	8	16	16	4		Finance
4	21PGDM 028	Marrilkunta Kartheek Reddy	5	5	3	5	3	0	0	7	4	5	0	4	5	9	18	8	9	13	7		Finance
5	21PGDM 030	Neelam Shiva Rama Krishna	3	5	2	2	6	0	5	9	8	10	0	0	6	13	25	7	2	21	14		Finance
6	21PGDM 031	Nikhil G	5	2	5	2	2	7	0	6	7	4	1	0	0	17	11	8	9	24	6		Finance
7	21PGDM 039	Saurav Joshi	2	5	2	4	4	0	10	10	6	0	0	10	7	9	13	7	14	15	20		Finance
8	21PGDM 040	Shaik Mohammad Firoz	4	6	0	6	2	7	9	7	0	4	0	0	10	8	20	6	13	8	16		Finance

	30	20	25	30	20	37	30	15	35	27	67	50	40	65	47	
	TEE					DTE					TOTAL					
NAME	CO1	CO2	CO3	CO4	CO5	CO1	CO2	CO3	CO4	CO5	CO1	CO2	CO3	CO4	CO5	SPECIALIZATION
Bandela Gangadhar	18	5	2	18	17	22	25	13	11	9	40	30	15	29	26	Finance
Bathula Leela Ram	14	9	10	22	7	30	20	9	8	18	44	29	19	30	25	Finance
Debu Kar	15	8	16	16	4	23	32	12	15	18	38	40	28	31	22	Finance
Marrikunta Kartheek Reddy	18	8	9	13	7	32	21	7	7	13	50	29	16	20	20	Finance
Neelam Shiva Rama Krishna	25	7	2	21	14	27	26	7	8	20	52	33	9	29	34	Finance
Nikhil G	11	8	9	24	6	19	25	14	9	15	30	33	23	33	21	Finance
Saurav Joshi	13	7	14	15	20	24	26	5	9	17	37	33	19	24	37	Finance
Shaik Mohammad Firoz	20	6	13	8	16	26	14	7	16	17	46	20	20	24	33	Finance

	DTE					TEE				
	CO1	CO2	CO3	CO4	CO5	CO1	CO2	CO3	CO4	CO5
MARKS OF CO	37	30	15	35	27	30	20	25	30	20
TARGET	0.4	0.4	0.4	0.4	0.4	0.4	0.4	0.4	0.4	0.4
TARGET MARKS	14	12	6	14	10	12	8	10	12	8
>TARGET	8	8	7	2	7	7	1	3	7	4
Total no of students	8	8	8	8	8	8	8	8	8	8
% of students more than target	100	100	87.5	25	87.5	87.5	12.5	37.5	87.5	50
co attainment level	3	3	3	1	3	3	1	3	3	2

FINAL	CO1	CO2	CO3	CO4	CO5
IA	3	3	3	1	3
TEE	3	1	3	3	2
50% OF IA	1.5	1.5	1.5	0.5	1.5
50% OF TEE	1.5	0.5	1.5	1.5	1
FINAL CO	3	2	3	2	2.5

Corporate Analysis and Valuation

PO/PSO	CO	PO 1	#VALUE!	PO 2	#VALUE!	PO 3	#VALUE!	PO 4	#VALUE!	PO 5	#VALUE!	PO 6	#VALUE!	PO 7	#VALUE!	PO 8	#VALUE!	PSO 1	#VALUE!	PSO 2	#VALUE!	PSO 3	#VALUE!
CO1	3	3	9	3	9	1	3	2	6	2	6	1	3	3	9	2	6	3	9	3	9	3	9
CO2	2	3	6	3	6	2	4	1	2	2	4	3	6	3	6	3	6	3	6	3	6	3	6
CO3	3	3	9	3	9	1	3	1	3	2	6	3	9	3	9	3	9	3	9	3	9	3	9
CO4	2	3	6	3	6	2	4	2	4	2	4	3	6	3	6	3	6	3	6	3	6	3	6
CO5	2.5	3	7.5	3	7.5	3	7.5	2	5	1	2.5	3	7.5	3	7.5	3	7.5	3	7.5	3	7.5	3	7.5
	12.5		37.5		37.5		21.5		20		22.5		31.5		37.5		34.5		37.5		37.5		37.5
			3	0	3	0	1.72	0	1.6	0	1.8	0	2.52	0	3	0	2.76	0	3	0	3	0	3

5	21PGDM030	Neelam Shiva Rama Krishna	2	0	3	2	9	0	7	7	4	0	3	2	8	0	9	7	8	29	8	17	5	11	11	28	0	1	Finance
6	21PGDM031	Nikhil G	5	0	4	3	0	8	4	6	2	0	3	5	4	0	6	8	8	23	8	23	5	12	10	20	1	1	Finance
7	21PGDM039	Saurav Joshi	0	3	2	3	9	0	5	6	4	5	5	0	5	9	0	6	10	27	7	18	3	7	9	19	0	2	Finance
8	21PGDM040	Shaik Mohammad Firoz	2	2	0	4	0	8	4	6	2	2	0	4	0	8	7	6	9	17	8	26	5	11	6	15	4	1	Finance

TEE

PSO	PO	CO	CO 1	CO 2	CO 2	CO 3	CO 1	CO 3	CO 5	CO 5	CO 4	CO 1	CO 2	CO 3	CO 1	CO 4	CO 1*	CO 2*	CO 3*	CO 4*	CO 5*	SPECIALIZATION
SN	SRN NO	NAME	SECTION 1					SECTION 2					SECTION 3	30	20	25	30	20				
O			1	2	3	4	5	6	7	8	9	10	11	12	13	14						
1	21PGDM002	Bandela Gangadhar	4	4	6	2	5	9	8	10	6	0	8	0	5	18	14	18	11	24	18	Finance
2	21PGDM003	Bathula Leela Ram	6	4	2	6	6	8	8	7	10	7	9	0	0	10	19	15	14	20	15	Finance
3	21PGDM014	Debu Kar	6	3	5	4	3	0	5	6	8	4	10	0	7	16	20	18	4	24	11	Finance
4	21PGDM028	Marrikunta Kartheek Reddy	2	3	6	3	4	0	5	0	10	0	10	5	6	19	12	19	8	29	5	Finance
5	21PGDM030	Neelam Shiva Rama Krishna	3	3	9	4	2	9	0	7	0	10	7	5	8	19	23	19	18	19	7	Finance
6	21PGDM031	Nikhil G	2	3	2	6	2	9	5	4	5	0	6	9	0	19	4	11	24	24	9	Finance
7	21PGDM039	Saurav Joshi	6	4	3	2	5	7	0	0	6	0	7	10	9	13	20	14	19	19	0	Finance

8	21PGDM 040	Shaik Mohammad Firoz	6	4	2	2	4	0	10	0	10	5	7	5	0	15	15	13	7	25	10	Finance
---	---------------	-------------------------	---	---	---	---	---	---	----	---	----	---	---	---	---	----	----	----	---	----	----	---------

SNO	SRN NO	NAME	TEE					DTE					TOTAL					SPECIALIZATION					
			CO1	CO2	CO3	CO4	CO5	CO1	CO2	CO3	CO4	CO5	CO1	CO2	CO3	CO4	CO5						
			30	20	25	30	20	37	30	15	35	27	67	50	40	65	47						
1	21PGDM002	Bandela Gangadhar	14	18	11	24	18	30	21	12	15	17	44	39	23	39	35	Finance					
2	21PGDM003	Bathula Leela Ram	19	15	14	20	15	27	22	5	18	20	46	37	19	38	35	Finance					
3	21PGDM014	Debu Kar	20	18	4	24	11	21	21	13	15	22	41	39	17	39	33	Finance					
4	21PGDM028	Marrikunta Kartheek Reddy	12	19	8	29	5	32	20	6	18	19	44	39	14	47	24	Finance					
5	21PGDM030	Neelam Shilva Rama Krishna	23	19	18	19	7	29	17	11	28	10	52	36	29	47	17	Finance					
6	21PGDM031	Nikhil G	4	11	24	24	9	23	23	12	20	11	27	34	36	44	20	Finance					
7	21PGDM039	Saurav Joshi	20	14	19	19	0	27	18	7	19	20	47	32	26	38	20	Finance					
8	21PGDM040	Shaik Mohammad Firoz	15	13	7	25	10	17	26	11	15	14	32	39	18	40	24	Finance					

	DTE					TEE				
	CO1	CO2	CO3	CO4	CO5	CO1	CO2	CO3	CO4	CO5
MARKS OF CO	37	30	15	35	27	30	20	25	30	20
TARGET	0.4	0.4	0.4	0.4	0.4	0.4	0.4	0.4	0.4	0.4
TARGET MARKS	14	12	6	14	10	12	8	10	12	8
>TARGET	8	8	6	8	7	6	8	5	8	5
Total no of students	8	8	8	8	8	8	8	8	8	8
% of students more than target	100	100	75	100	87.5	75	100	62.5	100	62.5
co attainment level	3	3	3	3	3	3	3	3	3	3

FINAL	CO1	CO2	CO3	CO4	CO5
IA	3	3	3	3	3
TEE	3	3	3	3	3
50% OF IA	1.5	1.5	1.5	1.5	1.5
50% OF TEE	1.5	1.5	1.5	1.5	1.5

FINAL CO

3

3

3

3

3

Project Appraisal and finance

PO/PSO	CO	PO1	#VAL UE!	PO2	#VAL UE!	PO3	#VAL UE!	PO4	#VAL UE!	PO5	#VAL UE!	PO6	#VAL UE!	PO7	#VAL UE!	PO8	#VAL UE!	PSO1	#VAL UE!	PSO2	#VAL UE!	PSO3	#VAL UE!
CO1	3	3	9	3	9	2	6	3	9	3	9	3	9	3	9	2	6	2	6	3	9	3	9
CO2	3	3	9	3	9	3	9	3	9	3	9	3	9	3	9	3	9	3	9	3	9	3	9
CO3	3	3	9	3	9	2	6	3	9	3	9	3	9	3	9	3	9	3	9	2	6	3	9
CO4	3	3	9	3	9	2	6	3	9	3	9	3	9	3	9	3	9	3	9	2	6	3	9
CO5	3	3	9	3	9	2	6	3	9	3	9	3	9	3	9	3	9	3	9	2	6	3	9
	1																						
	5		45		45		33		45		45		45		45		42		42		36		45
			3	0	3	0	2.2	0	3	0	3	0	3	0	3	0	2.8	0	2.8	0	2.4	0	3

3	21PGDM036	Ramanath ula Naveen	5	5	4	0	9	0	4	9	3	0	4	3	9	0	9	11	7	34	7	16	4	10	9	27	15	Human Resource
4	21PGDM041	Sheik Imran	4	2	3	0	0	7	4	6	3	5	0	4	4	0	6	8	9	22	9	22	3	10	10	25	8	Human Resource
5	21PGDM042	SKVV Satya Rishitha	5	2	0	4	9	6	0	9	0	4	2	3	4	6	0	6	10	33	6	20	5	8	8	16	14	Human Resource
6	21PGDM047	Unnat Singh	0	4	4	5	0	6	8	10	3	3	0	3	6	8	0	9	9	23	7	30	4	10	10	19	7	Human resource

TEE

PS	PO	CO	CO 1	CO 2	CO 2	CO 3	CO 1	CO 3	CO 5	CO 5	CO 4	CO 1	CO 2	CO 3	CO 1	CO4	CO1 *	CO2 *	CO3 *	CO4 *	CO5 *	SPECIALIZATI ON
SN O	SRN NO	NAME	1	2	3	4	5	6	7	8	9	10	11	12	13	14	30	20	25	30	20	
1	21PGDM 011	Chippada Jahnasri	2	6	4	6	5	8	6	0	4	0	10	7	0	9	7	20	21	13	8	Human Resource
2	21PGDM 016	Induru Girishma	3	3	5	4	6	7	4	6	0	0	0	5	4	9	13	8	16	9	10	Human Resource
3	21PGDM 036	Ramanathula Naveen	5	2	6	6	3	4	0	10	0	9	6	4	0	13	17	14	14	13	10	Human Resource
4	21PGDM 041	Sheik Imran	5	5	3	4	5	0	10	10	0	8	5	10	0	18	18	13	14	18	20	Human Resource

5	21PGDM 042	SKVV Satya Rishitha	6	4	5	2	3	0	9	4	6	0	9	0	4	14	13	18	2	20	13	Human Resource
6	21PGDM 047	Unnati Singh	5	3	6	2	4	0	5	9	0	10	0	8	10	11	29	9	10	11	14	Human resource

			30	20	25	30	20	37	30	15	35	27	67	50	40	65	47					
			TEE					DTE					TOTAL									
SNO	SRN NO	NAME	CO1	CO2	CO3	CO4	CO5	CO1	CO2	CO3	CO4	CO5	CO1	CO2	CO3	CO4	CO5	SPECIALIZATION				
1	21PGDM011	Chippada Jahnasri	7	20	21	13	8	33	21	11	13	16	40	41	32	26	24	Human Resource				
2	21PGDM016	Induru Girishma	13	8	16	9	10	32	16	7	19	24	45	24	23	28	34	Human Resource				
3	21PGDM036	Ramanathula Naveen	17	14	14	13	10	34	16	10	27	15	51	30	24	40	25	Human Resource				
4	21PGDM041	Sheik Imran	18	13	14	18	20	22	22	10	25	8	40	35	24	43	28	Human Resource				
5	21PGDM042	SKVV Satya Rishitha	13	18	2	20	13	33	20	8	16	14	46	38	10	36	27	Human Resource				
6	21PGDM047	Unnati Singh	29	9	10	11	14	23	30	10	19	17	52	39	20	30	31	Human resource				

	DTE					TEE				
	CO1	CO2	CO3	CO4	CO5	CO1	CO2	CO3	CO4	CO5
MARKS OF CO	37	30	15	35	27	30	20	25	30	20
TARGET	0.4	0.4	0.4	0.4	0.4	0.4	0.4	0.4	0.4	0.4
TARGET MARKS	14	12	6	14	10	12	8	10	12	8
>TARGET	6	6	6	5	5	5	5	4	4	5
Total no of students	6	6	6	6	6	6	6	6	6	6
% of students more than target	100	100	100	83.33333	83.33333	83.33333	83.33333	66.66667	66.66667	83.33333
co attainment level	3	3	3	3	3	3	3	3	3	2

FINAL	CO1	CO2	CO3	CO4	CO5
CD					
IA	3	3	3	3	3
TEE	3	3	3	3	2
50% OF IA	1.5	1.5	1.5	1.5	1.5
50% OF TEE	1.5	1.5	1.5	1.5	1
FINAL CO	3	3	3	3	2.5

Performance Management System

PO/PSO	CO	PO 1	#VALUE!	PO 2	#VALUE!	PO 3	#VALUE!	PO 4	#VALUE!	PO 5	#VALUE!	PO 6	#VALUE!	PO 7	#VALUE!	PO 8	#VALUE!	PSO 1	#VALUE!	PSO 2	#VALUE!	PSO 3	#VALUE!
CO1	3	3	9	3	9	2	6	3	9	3	9	3	9	3	9	3	9	2	6	3	9	3	9
CO2	3	3	9	3	9	3	9	3	9	3	9	3	9	3	9	3	9	3	9	3	9	3	9
CO3	3	3	9	3	9	3	9	3	9	3	9	3	9	3	9	3	9	3	9	3	9	3	9
CO4	3	3	9	3	9	3	9	3	9	3	9	3	9	3	9	3	9	3	9	3	9	3	9
CO5	2.5	3	7.5	3	7.5	3	7.5	3	7.5	2	5	3	7.5	3	7.5	3	7.5	3	7.5	3	7.5	3	7.5
	14.5		43.5		43.5		40.5		43.5		41		43.5		43.5		43.5		40.5		43.5		43.5
						2.7931					2.8275								2.7931				
			3	0	3	0	0.3	0	3	0	0.86	0	3	0	3	0	3	0	0.03	0	3	0	3

3	21PGD M036	Ramanathu la Naveen	5	0	5	3	0	6	9	8	2	2	2	0	0	5	7	11	9	27	8	26	5	7	10	19	1	8	Human Resour ce
4	21PGD M041	Sheik Imran	0	5	2	2	8	5	0	8	0	3	3	4	9	0	6	9	7	25	9	21	4	8	8	25	1	2	Human Resour ce
5	21PGD M042	SKVV Satya Rishitha	0	3	3	3	7	0	5	9	3	0	5	5	4	5	0	7	10	29	7	18	4	12	10	14	1	7	Human Resour ce
6	21PGD M047	Unnati Singh	5	2	0	5	4	4	0	11	5	3	2	0	0	5	6	11	7	27	8	19	4	9	7	16	1	8	Human resourc e

TEE

PS O																												
PO																												
CO																												
			CO 1	CO 2	CO 2	CO 3	CO 1	CO 3	CO 5	CO 5	CO 4	CO 1	CO 2	CO 3	CO 1	CO4	CO1 *	CO2 *	CO3 *	CO4 *	CO5 *							
			SECTION 1					SECTION 2					SECTIO N 3	30	20	25	30	20										
SN O	SRN NO	NAME	1	2	3	4	5	6	7	8	9	10	11	12	13	14												SPECIALIZATI ON
1	21PGDM 011	Chippada Jahnasri	2	6	2	1	4	0	5	0	8	0	8	5	2	8	8	16	6	16	5						Human Resource	
2	21PGDM 016	Induru Girishma	2	4	6	3	5	0	6	0	0	2	10	4	1	10	10	20	7	10	6						Human Resource	
3	21PGDM 036	Ramanathula Naveen	4	5	6	2	4	0	6	0	9	3	7	9	0	13	11	18	11	22	6						Human Resource	
4	21PGDM 041	Sheik Imran	4	5	5	3	6	6	0	6	7	0	6	8	0	9	10	16	17	16	6						Human Resource	
5	21PGDM 042	SKVV Satya Rishitha	3	2	4	3	2	4	0	0	7	6	0	6	2	18	13	6	13	25	0						Human Resource	
6	21PGDM 047	Unnati Singh	3	6	5	1	4	6	0	5	0	2	9	10	0	17	9	20	17	17	5						Human resource	

			30	20	25	30	20	37	30	15	35	27	67	50	40	65	47	
			TEE					DTE					TOTAL					
SNO	SRN NO	NAME	CO1	CO2	CO3	CO4	CO5	CO1	CO2	CO3	CO4	CO5	CO1	CO2	CO3	CO4	CO5	SPECIALIZATION
1	21PGDM011	Chippada Jahnasri	8	16	6	16	5	29	17	11	15	16	37	33	17	31	21	Human Resource
2	21PGDM016	Induru Girishma	10	20	7	10	6	31	24	10	27	13	41	44	17	37	19	Human Resource
3	21PGDM037	Rollu Jaya Prakash Goud	11	18	11	22	6	27	26	7	19	18	38	44	18	41	24	Human Resource
4	21PGDM042	SKVV Satya Rishitha	10	16	17	16	6	25	21	8	25	12	35	37	25	41	18	Human Resource
5	21PGDM043	Somisetty Sudharshan	13	6	13	25	0	29	18	12	14	17	42	24	25	39	17	Human Resource
6	21PGDM048	Vuggina Vijaya Raju	9	20	17	17	5	27	19	9	16	18	36	39	26	33	23	Human resource

	DTE					TEE					
	CO1	CO2	CO3	CO4	CO5	CO1	CO2	CO3	CO4	CO5	
MARKS OF CO	37	30	15		35	27	30	20	25	30	20
TARGET	0.4	0.4	0.4		0.4	0.4	0.4	0.4	0.4	0.4	0.4
TARGET MARKS	14	12	6		14	10	12	8	10	12	8
>TARGET	6	6	6		5	6	1	5	4	5	0
Total no of students	6	6	6		6	6	6	6	6	6	6
% of students more than target	100	100	100		83.33333	100	16.66667	83.33333	66.66667	83.33333	0
co attainment level	3	3	3		3	3	1	3	3	3	1

FINAL	CO1	CO2	CO3	CO4	CO5
CO					
IA	3	3	3	3	3
TEE	1	3	3	3	1
50% OF IA	1.5	1.5	1.5	1.5	1.5
50% OF TEE	0.5	1.5	1.5	1.5	0.5
FINAL CO	2	3	3	3	2
	2	2	3	3	3
	2	2.5	3	3	2.5

Employee Relation

PO/PSO	CO	PO1	#VALUE!	PO2	#VALUE!	PO3	#VALUE!	PO4	#VALUE!	PO5	#VALUE!	PO6	#VALUE!	PO7	#VALUE!	PO8	#VALUE!	PSO1	#VALUE!	PSO2	#VALUE!	PSO3	#VALUE!		
CO1	2	3	6	3	6	3	6	3	6	3	6	3	6	3	6	3	6	3	6	3	6	3	6		
CO2	2.5	3	7.5	3	7.5	3	7.5	3	7.5	2	5	3	7.5	3	7.5	3	7.5	3	7.5	3	7.5	3	7.5		
CO3	3	2	6	3	9	3	9	3	9	3	9	3	9	3	9	3	9	3	9	2	6	3	9		
CO4	3	3	9	3	9	3	9	3	9	3	9	3	9	3	9	3	9	3	9	2	6	3	9		
CO5	2.5	3	7.5	3	7.5	3	7.5	3	7.5	3	7.5	3	7.5	3	7.5	3	7.5	3	7.5	3	7.5	3	7.5		
	1																								
	3		36		39		39		39		36.5		39		39		39		39		39		39		
			2.7692								2.8076											2.5384			
			31	0	3	0	3	0	3	0	92	0	3	0	3	0	3	0	3	0	3	0	62	0	3

6	21PGDM 047	Unnati Singh	5	6	5	6	6	0	5	2	0	6	10	5	0	14	17	21	11	14	7	Human resource
---	---------------	--------------	---	---	---	---	---	---	---	---	---	---	----	---	---	----	----	----	----	----	---	-------------------

SNO	SRM NO	NAME	TEE					DTE					TOTAL					SPECIALIZATION					
			CO1	CO2	CO3	CO4	CO5	CO1	CO2	CO3	CO4	CO5	CO1	CO2	CO3	CO4	CO5						
			30	20	25	30	20	37	30	15	35	27	67	50	40	65	47						
1	21PGDM011	Chippada Jahnasri	16	18	14	11	4	22	27	10	16	11	38	45	24	27	15	Human Resource					
2	21PGDM016	Induru Girishma	19	7	18	19	3	25	20	11	11	18	44	27	29	30	21	Human Resource					
3	21PGDM036	Ramanathula Naveen	20	16	2	18	3	26	27	11	9	16	46	43	13	27	19	Human Resource					
4	21PGDM041	Sheik Imran	18	10	22	12	7	21	22	7	16	23	39	32	29	28	30	Human Resource					
5	21PGDM042	SKVV Satya Rishitha	16	16	11	22	4	31	14	7	19	10	47	30	18	41	14	Human Resource					
6	21PGDM047	Unnati Singh	17	21	11	14	7	27	21	6	9	19	44	42	17	23	26	Human resource					

MARKS OF CO	DTE					TEE				
	CO1	CO2	CO3	CO4	CO5	CO1	CO2	CO3	CO4	CO5
MARKS OF CO	37	30	15	35	27	30	20	25	30	20
TARGET	0.4	0.4	0.4	0.4	0.4	0.4	0.4	0.4	0.4	0.4
TARGET MARKS	14	12	6	14	10	12	8	10	12	8
>TARGET	6	6	5	3	5	6	5	5	4	0
Total no of students	6	6	6	6	6	6	6	6	6	6
% of students more than target	100	100	83.33333	50	83.33333	100	83.33333	83.33333	66.66667	0
to attainment level	3	3	3	3	3	3	3	3	3	1

FINAL CO	CO1	CO2	CO3	CO4	CO5
1A	3	3	3	3	3
TEE	3	3	3	3	1
50% OF 1A	1.5	1.5	1.5	1.5	1.5
50% OF TEE	1.5	1.5	1.5	1.5	0.5
FINAL CO	3	3	3	3	2

3	21PGDM03 6	Ramanath ula Naveen	0	3	2	4	5	6	0	7	3	4	0	5	0	8	9	10	8	22	9	22	5	13	7	20	18	Human Resource
4	21PGDM04 1	Sheik Imran	3	2	5	0	4	5	0	6	5	5	5	0	6	5	0	8	7	25	8	15	3	8	10	21	18	Human Resource
5	21PGDM04 2	SKVV Satya Rishitha	5	0	3	2	6	9	0	8	0	5	4	4	4	0	5	9	9	31	7	18	3	7	10	24	13	Human Resource
6	21PGDM04 7	Unnati Singh	5	5	4	0	7	0	4	6	3	0	3	2	8	0	6	9	8	32	7	16	3	8	6	20	12	Human resource

PS O																												
PO																												
CO																												
			CO 1	CO 2	CO 2	CO 3	CO 1	CO 3	CO 5	CO 5	CO 4	CO 1	CO 2	CO 3	CO 1	CO4	CO1 *	CO2 *	CO3 *	CO4 *	CO5 *							
			SECTION 1					SECTION 2										SECTIO N 3	30	20	25	30	20					
SN O	SRN NO	NAME	1	2	3	4	5	6	7	8	9	10	11	12	13	14												SPECIALIZATI ON
1	21PGDM 011	Chippada Jahnasri	6	6	3	2	6	9	0	4	7	0	6	0	4	15	16	15	11	22	4						Human Resource	
2	21PGDM 016	Induru Girishma	2	4	3	6	2	0	4	9	0	9	6	0	8	11	21	13	6	11	13						Human Resource	
3	21PGDM 036	Ramanathula Naveen	4	2	6	2	3	0	8	0	5	0	10	2	5	14	12	18	4	19	8						Human Resource	
4	21PGDM 041	Sheik Imran	2	2	2	4	2	0	10	0	7	5	6	4	0	14	9	10	8	21	10						Human Resource	
5	21PGDM 042	SKVV Satya Rishitha	4	4	2	3	6	0	7	9	0	10	8	3	0	9	20	14	6	9	16						Human Resource	

5	21PGDM014	Debu Kar	4	4	0	3	0	7	8	10	4	3	0	5	9	8	0	10	9	23	10	32	3	12	9	21	1	Marke ting
6	21PGDM016	Induru Girishma	5	3	0	2	5	0	5	7	4	0	4	3	0	8	4	6	8	25	10	20	4	11	7	11	1	Marke ting
7	21PGDM019	Xanaganti Praveen	5	4	0	4	6	4	0	10	4	2	0	2	0	4	8	6	7	28	10	22	3	9	8	18	1	Marke ting
8	21PGDM035	Perumalla Bhanu Prakash	4	0	5	4	9	0	7	8	5	2	0	3	6	5	0	8	8	34	8	19	3	11	0	8	1	Marke ting
9	21PGDM039	Saurav Joshi	5	5	2	0	0	9	5	7	0	3	3	2	4	8	0	6	10	24	7	26	3	5	6	13	1	Marke ting
10	21PGDM042	SKVV Satya Rishitha	4	0	2	2	8	0	5	10	2	4	0	2	6	0	5	10	7	31	7	14	3	7	4	19	1	Marke ting
11	21PGDM043	Somisetty Sudharshan	5	0	2	2	7	0	8	10	2	0	5	4	0	5	9	8	10	34	10	20	5	11	8	17	1	Marke ting
12	21PGDM047	Unnati Singh	4	0	4	5	5	0	9	7	2	3	2	0	0	7	6	10	7	27	7	21	4	6	0	9	1	Marke ting

TEE

PS O																												
PO																												
CO			CO 1	CO 2	CO 2	CO 3	CO 1	CO 3	CO 5	CO 5	CO 4	CO 1	CO 2	CO 3	CO 1	CO4	CO 1*	CO 2*	CO 3*	CO 4*	CO 5*							
			SECTION 1					SECTION 2					SECTIO N 3	30	20	25	30	20										
SN O	SRN NO	NAME	1	2	3	4	5	6	7	8	9	10	11	12	13	14												SPECIALIZA TION
1	21PGDM 009	Chennupalli Pavan Teja Reddy	5	4	4	5	6	0	8	5	0	0	1	8	8	18	19	9	13	18	13						Marketing	
2	21PGDM 011	Chippada Jahnasri	4	4	0	5	6	0	5	9	0	0	0	9	6	11	16	4	14	11	14						Marketing	
3	21PGDM 012	Chunchu Srikanth	3	5	2	6	4	9	9	5	0	7	1	0	9	19	23	8	15	19	14						Marketing	
4	21PGDM 013	Damodara Kavya Priya	5	5	4	3	5	7	5	0	9	5	0	10	0	9	16	9	20	18	5						Marketing	

5	21PGDM 014	Debu Kar	3	6	2	2	4	9	0	4	0	4	0	5	4	16	15	8	16	16	4	Marketing
6	21PGDM 016	Induru Girishma	3	3	4	2	4	8	6	5	0	8	0	8	4	19	19	7	18	19	11	Marketing
7	21PGDM 019	Kanaganti Praveen	4	3	2	5	5	4	4	0	0	10	1	5	0	15	19	6	14	15	4	Marketing
8	21PGDM 035	Perumalla Bhanu Prakash	4	6	4	6	6	8	0	6	9	0	0	8	6	17	16	10	22	26	6	Marketing
9	21PGDM 039	Saurav Joshi	2	5	2	4	4	0	10	7	6	0	0	10	7	9	13	7	14	15	17	Marketing
10	21PGDM 042	SKVV Satya Rishitha	6	4	4	4	3	7	0	9	6	0	2	0	7	16	16	10	11	22	9	Marketing
11	21PGDM 043	Somisetty Sudharshan	6	3	5	4	5	0	0	0	6	4	0	5	0	9	15	8	9	15	0	Marketing
12	21PGDM 047	Unnati Singh	5	6	0	6	6	0	10	7	0	6	5	5	0	14	17	11	11	14	17	Marketing

			30	20	25	30	20	37	30	15	35	27	67	50	40	65	47	
			TEE					DTE					TOTAL					
SN O	SRN NO	NAME	CO 1	CO 2	CO 3	CO 4	CO 5	CO 1	CO 2	CO 3	CO 4	CO 5	CO 1	CO 2	CO 3	CO 4	CO 5	SPECIALIZATIO N
1	21PGDM00 9	Chennupalli Pavan Teja Reddy	19	9	13	18	13	33	19	10	16	11	52	28	23	34	24	Marketing
2	21PGDM01 1	Chippada Jahnasri	16	4	14	11	14	22	27	10	16	11	38	31	24	27	25	Marketing
3	21PGDM01 2	Chunchu Srikanth	23	8	15	19	14	35	18	10	15	15	58	26	25	34	29	Marketing
4	21PGDM01 3	Damodara Kavya Priya	16	9	20	18	5	31	17	12	16	9	47	26	32	34	14	Marketing
5	21PGDM01 4	Debu Kar	15	8	16	16	4	23	32	12	21	18	38	40	28	37	22	Marketing
6	21PGDM01 6	Induru Girishma	19	7	18	19	11	25	20	11	11	18	44	27	29	30	29	Marketing
7	21PGDM01 9	Kanaganti Praveen	19	6	14	15	4	28	22	9	18	10	47	28	23	33	14	Marketing

8	21PGDM03 5	Perumalla Bhanu Prakash	16	10	22	26	6	34	19	11	8	13	50	29	33	34	19	Marketing
9	21PGDM03 9	Saurav Joshi	19	7	14	15	17	24	26	5	13	17	37	33	19	28	34	Marketing
10	21PGDM04 2	SKVV Satya Rishitha	16	10	11	22	9	31	14	7	19	10	47	24	18	41	19	Marketing
11	21PGDM04 3	Somisetty Sudharshan	15	8	9	15	0	34	20	11	17	18	49	28	20	32	18	Marketing
12	21PGDM04 7	Unnati Singh	17	11	11	14	17	27	21	6	9	19	44	32	17	23	36	Marketing

	DTE					TEE				
	CO1	CO2	CO3	CO4	CO5	CO1	CO2	CO3	CO4	CO5
MARKS OF CO	37	30	15	35	27	30	20	25	30	20
TARGET	0.4	0.4	0.4	0.4	0.4	0.4	0.4	0.4	0.4	0.4
TARGET MARKS	14	12	6	14	10	12	8	10	12	8
>TARGET	12	12	10	8	9	12	5	11	11	7
Total no of students	12	12	12	12	12	12	12	12	12	12
% of students more than target	100	100	83.33333	66.66667	75	100	41.66667	91.66667	91.66667	58.33333
co attainment level	3	3	3	3	3	3	1	3	3	2

FINAL	CO1	CO2	CO3	CO4	CO5
CO					
1A	3	3	3	3	3
TEE	3	1	3	3	2
50% OF 1A	1.5	1.5	1.5	1.5	1.5
50% OF TEE	1.5	0.5	1.5	1.5	1
FINAL CO	3	2	3	3	2.5

3	21PGDM017	Jonathan Anthony Lobo	5	3	0	4	9	0	6	9	3	0	4	4	0	5	9	10	10	33	7	20	4	11	10	19	1	9	Operatio n Manage ment
4	21PGDM018	Kambala Naga Siva Sankar Reddy	2	0	2	3	7	0	7	6	5	5	3	0	4	5	0	6	10	27	9	19	4	9	8	17	1	4	Operatio n Manage ment
5	21PGDM022	Kobagapu Veda Priya	2	3	0	4	7	0	4	11	0	2	5	4	0	6	6	11	9	29	10	21	4	8	10	18	2	2	Operatio n Manage ment
6	21PGDM024	M C Deepthi	5	2	0	3	8	0	7	11	4	0	5	5	8	0	8	10	8	32	10	22	3	12	10	26	1	5	Operatio n Manage ment
7	21PGDM025	Mamatha	0	3	3	4	5	0	9	8	3	4	2	0	9	5	0	11	9	25	7	23	5	8	10	23	1	8	Operatio n Manage ment
8	21PGDM027	Manoj M	3	5	5	0	0	8	8	9	3	2	3	0	5	0	7	7	9	26	7	28	4	7	7	21	1	0	Operatio n Manage ment
9	21PGDM029	Nadhamuni Venkata Rajesh	5	5	4	0	9	0	4	9	3	0	4	3	9	0	9	11	7	34	7	16	4	10	8	26	1	5	Operatio n Manage ment
10	21PGDM033	Nimma Sahlthi	2	3	3	0	0	7	8	7	2	0	2	5	0	9	8	7	10	22	9	27	5	12	10	18	1	8	Operatio n Manage ment
11	21PGDM037	Rollu Jaya Prakash Goud	5	0	2	5	6	4	0	6	4	3	0	5	0	7	6	11	8	27	8	17	4	13	10	19	1	8	Operatio n Manage ment

12	21PGDM041	Sheik Imran	0	5	2	2	8	5	0	8	0	3	3	4	8	0	6	9	7	25	9	21	4	8	8	25	1	Operatio n Manage ment
----	-----------	-------------	---	---	---	---	---	---	---	---	---	---	---	---	---	---	---	---	---	----	---	----	---	---	---	----	---	---------------------------------

TEE

PS	PO	CO	C O 1	C O 2	C O 2	C O 3	C O 1	C O 3	C O 5	C O 5	C O 4	C O 1	C O 2	C O 3	C O 1	CO4	CO 1*	CO 2*	CO 3*	CO 4*	CO 5*	SPECIALIZATION
SN	SRN NO	NAME	SECTION 1					SECTION 2					SECTION N 3	30	20	25	30	20				
O			1	2	3	4	5	6	7	8	9	10	11	12	13	14						
1	21PGD M005	Bogi Dileep Kumar	4	6	3	5	2	0	5	10	0	4	8	4	0	17	10	17	9	17	15	Operation Management
2	21PGD M006	Chakilam Sudhishna	2	2	5	6	4	0	5	5	9	0	6	9	0	14	6	13	15	23	10	Operation Management
3	21PGD M017	Jonathan Anthony Lobo	3	6	4	3	2	6	0	9	7	10	4	0	0	15	15	14	9	22	9	Operation Management
4	21PGD M018	Kambala Naga Siva Sankar Reddy	4	4	5	3	6	6	10	7	0	0	9	7	0	8	10	18	16	8	17	Operation Management
5	21PGD M022	Kobagapu Veda Priya	3	6	5	4	4	0	0	7	5	8	0	10	10	17	25	11	14	22	7	Operation Management
6	21PGD M024	M C Deepthi	3	3	4	4	4	9	4	0	5	10	0	9	0	10	17	7	22	15	4	Operation Management
7	21PGD M025	Mamatha	5	6	6	4	6	10	4	0	8	0	0	5	7	16	18	12	19	24	4	Operation Management
8	21PGD M027	Manoj M	6	5	2	3	2	10	10	0	10	0	9	8	0	17	8	16	21	27	10	Operation Management
9	21PGD M029	Nadhamuni Venkata Rajesh	3	4	3	2	5	0	4	8	5	4	10	0	0	14	12	17	2	19	12	Operation Management
10	21PGD M033	Nimma Sahithi	3	4	4	3	3	8	7	0	9	0	0	6	4	9	10	8	17	18	7	Operation Management

11	21PGD M037	Rollu Jaya Prakash Goud	5	4	4	4	4	6	0	0	8	10	10	0	7	20	26	18	10	28	0	Operation Management
12	21PGD M041	Sheik Imran	4	5	5	3	6	6	0	6	7	0	6	8	0	9	10	16	17	16	6	Operation Management

			30	20	25	30	20	37	30	15	35	27	67	50	40	65	47			
			TEE					DTE					TOTAL							
SN O	SRN NO	NAME	CO 1	CO 2	CO 3	CO 4	CO 5	CO 1	CO 2	CO 3	CO 4	CO 5	CO 1	CO 2	CO 3	CO 4	CO 5	SPECIALIZATION		
1	21PGDM00 5	Bogi Dileep Kumar	10	17	9	17	15	28	19	9	20	19	38	36	19	37	34	Operation Management		
2	21PGDM00 6	Chaklam Sudhishna	6	13	15	23	10	25	20	12	17	20	31	33	27	40	30	Operation Management		
3	21PGDM01 7	Jonathan Anthony Lobo	15	14	9	22	9	33	20	11	19	19	48	34	20	41	28	Operation Management		
4	21PGDM01 8	Kambala Naga Siva Sankar Reddy	10	18	16	8	17	27	19	9	17	14	37	37	25	25	31	Operation Management		
5	21PGDM02 2	Kobagapu Veda Priya	25	11	14	22	7	29	21	8	18	22	54	32	22	40	29	Operation Management		
6	21PGDM02 4	M C Deepthi	17	7	22	15	4	32	22	12	26	15	49	29	34	41	19	Operation Management		
7	21PGDM02 5	Mamatha	18	12	19	24	4	25	23	8	23	18	43	35	27	47	22	Operation Management		
8	21PGDM02 7	Manoj M	8	16	21	27	10	26	28	7	21	10	34	44	28	48	20	Operation Management		
9	21PGDM02 9	Nadhamuni Vankata Rajesh	12	17	2	19	12	34	16	10	26	15	46	33	12	45	27	Operation Management		
10	21PGDM03 3	Nimma Sahithi	10	8	17	18	7	22	27	12	18	18	32	35	29	36	25	Operation Management		
11	21PGDM03 7	Rollu Jaya Prakash Goud	26	18	10	28	0	27	17	13	19	18	53	35	23	47	18	Operation Management		
12	21PGDM04 1	Sheik Imran	10	16	17	16	6	25	21	8	25	12	35	37	25	41	18	Operation Management		

DTE										TEE									
-----	--	--	--	--	--	--	--	--	--	-----	--	--	--	--	--	--	--	--	--

	CO1	CO2	CO3	CO4	CO5	CO1	CO2	CO3	CO4	CO5
MARKS OF CO	37	30	15	35	27	30	20	25	30	20
TARGET	0.4	0.4	0.4	0.4	0.4	0.4	0.4	0.4	0.4	0.4
TARGET MARKS	14	12	6	14	10	12	8	10	12	8
>TARGET	12	12	12	12	11	5	10	8	11	6
Total no of students	12	12	12	12	12	12	12	12	12	12
% of students more than target	100	100	100	100	91.66667	41.66667	83.33333	66.66667	91.66667	50
co attainment level	3	3	3	3	3	1	3	3	3	2

FINAL	CO1	CO2	CO3	CO4	CO5
CO					
IA	3	3	3	3	3
TEE	1	3	3	3	2
50% OF IA	1.5	1.5	1.5	1.5	1.5
50% OF TEE	0.5	1.5	1.5	1.5	1
FINAL CO	2	3	3	3	2.5

3	21PGDM017	Jonathan Anthony Lobo	5	5	0	4	4	0	6	10	0	5	4	5	0	5	7	9	9	28	10	27	4	9	9	21	1	Operatio n Manage ment
4	21PGDM018	Kambala Naga Siva Sankar Reddy	2	2	5	0	7	4	0	9	5	0	5	4	6	0	4	8	7	30	10	16	5	14	7	17	1	Operatio n Manage ment
5	21PGDM022	Kobagapu Veda Priya	0	5	3	5	9	0	5	11	4	3	4	0	9	5	0	9	10	33	9	24	3	7	0	12	1	Operatio n Manage ment
6	21PGDM024	M C Deepthi	0	3	3	2	0	6	9	10	2	0	5	3	0	8	7	7	10	23	7	27	3	8	7	14	2	Operatio n Manage ment
7	21PGDM025	Mamatha	2	0	3	3	0	7	6	8	0	2	3	4	0	5	9	11	8	21	10	26	3	7	8	19	1	Operatio n Manage ment
8	21PGDM027	Manoj M	0	3	3	2	5	6	0	11	2	0	5	3	0	5	4	6	8	27	9	20	5	10	9	13	1	Operatio n Manage ment
9	21PGDM029	Nadhamuni Venkata Rajesh	3	0	2	3	0	4	4	11	4	5	3	0	8	8	0	7	7	23	8	19	5	9	6	19	1	Operatio n Manage ment
10	21PGDM033	Nimma Sahithi	0	4	3	5	4	4	0	7	4	5	0	2	6	6	0	8	7	21	9	22	4	10	8	19	1	Operatio n Manage ment
11	21PGDM037	Rollu Jaya Prakash Goud	3	2	2	0	8	0	9	9	2	4	0	5	0	8	5	6	7	29	9	20	4	11	7	16	1	Operatio n Manage ment

12	21PGDM041	Sheik Imran	2	0	2	2	0	7	6	8	0	4	4	4	0	9	6	10	9	21	7	22	3	7	6	15	2	3	Operatio n Manage ment
----	-----------	-------------	---	---	---	---	---	---	---	---	---	---	---	---	---	---	---	----	---	----	---	----	---	---	---	----	---	---	---------------------------------

TEE

PS	PO	CO	SECTION 1													SECTION 2					SECTION 3	CO 1*	CO 2*	CO 3*	CO 4*	CO 5*	SPECIALIZATION		
SN	SRN NO	NAME	1	2	3	4	5	6	7	8	9	10	11	12	13	14	30	20	25	30	20								
			C O 1	C O 2	C O 2	C O 3	C O 1	C O 3	C O 5	C O 5	C O 4	C O 1	C O 2	C O 3	C O 1	CO4	CO 1*	CO 2*	CO 3*	CO 4*	CO 5*								
			SECTION 1													SECTION 2					SECTION 3	CO 1*	CO 2*	CO 3*	CO 4*	CO 5*			
1	21PGD M005	Bogi Dileep Kumar	3	4	6	5	5	0	9	7	0	7	0	4	4	11	19	10	9	11	16								Operation Management
2	21PGD M006	Chakilam Sudhishna	6	5	3	5	6	7	7	6	0	4	8	0	0	8	16	16	12	8	13								Operation Management
3	21PGD M017	Jonathan Anthony Lobo	3	2	5	2	6	6	0	7	0	7	0	8	5	9	21	7	16	9	7								Operation Management
4	21PGD M018	Kambala Naga Siva Sankar Reddy	5	6	4	5	3	6	7	0	7	7	4	0	0	11	15	14	11	18	7								Operation Management
5	21PGD M022	Kobagapu Veda Priya	5	2	6	6	2	0	6	8	0	4	0	8	8	17	19	8	14	17	14								Operation Management
6	21PGD M024	M C Deepthi	6	5	5	6	4	9	0	4	0	0	4	10	7	13	17	14	25	18	4								Operation Management
7	21PGD M025	Mamatha	3	6	4	4	2	8	0	7	0	8	0	10	9	9	22	10	22	9	7								Operation Management
8	21PGD M027	Manoj M	2	6	4	5	6	0	7	4	8	0	0	7	9	17	17	10	12	25	11								Operation Management
9	21PGD M029	Nadhamuni Venkata Rajesh	6	2	5	5	6	10	9	0	6	7	8	0	0	20	19	15	15	26	9								Operation Management
10	21PGD M033	Nimma Sahithi	4	4	6	6	6	8	10	0	0	7	7	0	8	18	25	17	14	18	10								Operation Management

11	Z1PGD M037	Rollu Jaya Prakash Goud	3	5	4	3	3	8	8	7	10	0	9	0	0	11	6	18	11	21	15	Operation Management
12	Z1PGD M041	Sheik Imran	3	4	6	3	5	10	10	7	0	0	0	9	10	12	18	10	22	12	17	Operation Management

			30	20	25	30	20	37	30	15	35	27	57	50	40	65	47			
			TEE					DTE					TOTAL							
SN O	SRN NO	NAME	CO 1	CO 2	CO 3	CO 4	CO 5	CO 1	CO 2	CO 3	CO 4	CO 5	CO 1	CO 2	CO 3	CO 4	CO 5	SPECIALIZATION		
1	21PGDM00 5	Bogi Dileep Kumar	19	10	9	11	16	26	23	13	18	11	45	33	22	29	27	Operation Management		
2	21PGDM00 6	Chakifam Sudhishna	16	16	12	8	13	29	19	9	17	19	45	35	21	25	32	Operation Management		
3	21PGDM01 7	Jonathan Anthony Lobo	21	7	16	9	7	28	27	9	21	18	49	34	25	30	25	Operation Management		
4	21PGDM01 8	Kambala Naga Siva Sankar Reddy	15	14	11	18	7	30	16	14	17	13	45	30	25	35	20	Operation Management		
5	21PGDM02 2	Kobagapu Veda Priya	19	8	14	17	14	33	24	7	12	18	52	32	21	29	32	Operation Management		
6	21PGDM02 4	M C Deepthi	17	14	25	18	4	23	27	8	14	20	40	41	33	32	24	Operation Management		
7	21PGDM02 5	Mamatha	22	10	22	9	7	21	26	7	19	19	43	36	29	28	26	Operation Management		
8	21PGDM02 7	Manoj M	17	10	12	25	11	27	20	10	13	16	44	30	22	38	27	Operation Management		
9	21PGDM02 9	Nadhamuni Venkata Rajesh	19	15	15	26	9	23	19	9	19	18	42	34	24	45	27	Operation Management		
10	21PGDM03 3	Nimma Sahithi	25	17	14	18	10	21	22	10	19	14	46	39	24	37	24	Operation Management		
11	21PGDM03 7	Rollu Jaya Prakash Goud	6	18	11	21	15	29	20	11	16	14	35	38	22	37	29	Operation Management		
12	21PGDM04 1	Sheik Imran	18	10	22	12	17	21	22	7	16	23	39	32	29	28	40	Operation Management		

										DTE					TEE				
--	--	--	--	--	--	--	--	--	--	-----	--	--	--	--	-----	--	--	--	--

	CO1	CO2	CO3	CO4	CO5	CO1	CO2	CO3	CO4	CO5
MARKS OF CO	37	30	15	35	27	30	20	25	30	20
TARGET	0.4	0.4	0.4	0.4	0.4	0.4	0.4	0.4	0.4	0.4
TARGET MARKS	14	12	6	14	10	12	8	10	12	8
>TARGET	12	12	12	9	12	11	10	11	7	8
Total no of students	12	12	12	12	12	12	12	12	12	12
% of students more than target	100	100	100	75	100	91.66667	83.33333	91.66667	58.33333	66.66667
co attainment level	3	3	3	3	3	3	3	3	1	2

FINAL					
CO	CO1	CO2	CO3	CO4	CO5
IA	3	3	3	3	3
TEE	3	3	3	1	2
50% OF IA	1.5	1.5	1.5	1.5	1.5
50% OF TEE	1.5	1.5	1.5	0.5	1
FINAL CO	3	3	3	2	2.5

OR APPLICATIONS - DTE

(-) student has not attended the question. (*) Evaluation not completed for the script.																																				
Exam Event	Subject	Exam Date	Evaluation																																	
Serial NO	SRN	Section No	SECTION 1							SECTION 2	SECTION 3							ASIGN	TOTAL	SEMINAR	TOTAL	QUIZ	TOTAL	MOCK TEST	TOTAL	C O S										
			1	2	3	4	5	6	7		1	2	3	4	5	6	7										1	2	3	4	5	6	7	8	CO 1	CO 1*
		Question No																																		
		Course Outcome	CO1	C	C	C	C	C	C	CO1	C	C	C	C	C	C	C																			
		Program Outcome																																		
		Program Specific Outcome																																		
		NAME	-	-	-	-	-	-	-	-	-	-	-	-	-	-	-	-	-	-	-	-	-	-	-	-	-	-	-	-	-	-	-	-		
1	21PGD M005	Bogi Dileep Kumar	0	4	5	2	5	0	9	6	4	3	3	0	7	4	0	9	10	26	7	22	3	7	10	20	1	6	27	SPECIALIZATION						
2	21PGD M006	Chakiram Sudhishna	2	0	3	3	9	0	4	7	0	2	4	2	4	0	7	6	7	28	7	14	5	7	9	22	1	0	27	SPECIALIZATION						

3	21PGD M017	Jonathan Anthony Lobo	0	3	3	3	7	0	5	11	4	5	4	0	5	0	4	10	9	30	8	19	3	7	9	23	1	4	Operatio n Managem ent
4	21PGD M018	Kambala Naga Siva Sankar Reddy	0	2	3	3	6	4	0	10	4	0	2	3	6	8	0	6	10	29	8	17	4	11	10	16	1	6	Operatio n Managem ent
5	21PGD M022	Kobagapu Veda Priya	3	2	4	0	8	0	8	11	2	4	0	5	7	5	0	11	7	33	10	20	5	12	9	20	1	6	Operatio n Managem ent
6	21PGD M024	M C Deepthi	5	3	0	4	9	0	6	9	3	0	4	4	0	5	9	10	10	33	7	20	4	11	7	16	1	9	Operatio n Managem ent
7	21PGD M025	Mamatha	2	0	2	3	7	0	7	6	5	5	3	0	4	5	0	6	10	27	9	19	4	9	7	16	1	4	Operatio n Managem ent
8	21PGD M027	Manoj M	0	5	3	5	9	0	7	11	3	3	3	0	4	0	6	8	7	30	7	24	5	8	8	21	1	1	Operatio n Managem ent
9	21PGD M029	Nadhamuni Venkata Rajesh	2	3	0	4	7	0	4	11	0	2	5	4	0	6	6	11	9	29	10	21	4	8	8	16	2	2	Operatio n Managem ent
10	21PGD M033	Nimma Sahithi	3	0	5	5	5	4	0	8	2	0	5	5	6	8	0	8	8	29	10	19	3	10	10	16	2	1	Operatio n Managem ent
11	21PGD M037	Rollu Jaya Prakash Goud	2	4	0	5	9	8	0	10	4	4	5	0	9	7	0	7	10	31	8	25	5	9	10	23	1	9	Operatio n Managem ent

12	21PGD M041	Sheik Imran	4	2	3	0	0	7	4	6	3	5	0	4	4	0	6	8	9	22	9	22	3	10	10	25	8	Operatio n Managem ent
----	---------------	-------------	---	---	---	---	---	---	---	---	---	---	---	---	---	---	---	---	---	----	---	----	---	----	----	----	---	---------------------------------

TEE

PS O	PO	CO	SECTION 1													SECTION 2					SECTIO N 3	CO 1*	CO 2*	CO 3*	CO 4*	CO 5*	SPECIALIZATION	
CO	SRN NO	NAME	1	2	3	4	5	6	7	8	9	10	11	12	13	14	30	20	25	30	20							
	1	21PGD M005	6	4	5	5	2	10	9	8	0	0	6	8	0	18	8	15	23	18	17							Operation Management
	2	21PGD M006	5	5	3	3	4	0	0	10	10	10	10	10	0	18	19	18	13	28	10							Operation Management
	3	21PGD M017	5	2	4	4	3	10	0	5	8	7	0	0	8	8	23	6	14	16	5							Operation Management
	4	21PGD M018	5	5	2	2	6	0	9	9	5	0	9	0	6	12	17	16	2	17	18							Operation Management
	5	21PGD M022	6	3	5	3	3	4	6	4	6	0	0	10	0	10	9	8	17	16	10							Operation Management
	6	21PGD M024	3	4	4	3	5	0	8	9	0	4	8	0	7	15	19	16	3	15	17							Operation Management
	7	21PGD M025	5	4	5	5	5	9	10	0	9	0	5	0	9	20	19	14	14	29	10							Operation Management
	8	21PGD M027	3	6	4	4	4	4	9	10	0	0	9	5	0	18	7	19	13	18	19							Operation Management
	9	21PGD M029	4	4	4	3	5	0	10	5	10	7	0	0	5	8	21	8	3	18	15							Operation Management
	10	21PGD M033	5	6	3	5	2	5	8	5	0	8	5	0	0	11	15	14	10	11	13							Operation Management

11	21PGD M037	Rollu Jaya Prakash Goud	5	6	3	4	4	0	5	0	7	4	0	5	8	17	21	9	9	24	5	Operation Management
12	21PGD M041	Sheik Imran	5	5	3	4	5	0	10	10	0	8	5	10	0	18	18	13	14	18	20	Operation Management

			30	20	25	30	20	37	30	15	35	27	67	50	40	65	47			
			TEE					DTE					TOTAL							
SN O	SRN NO	NAME	CO 1	CO 2	CO 3	CO 4	CO 5	CO 1	CO 2	CO 3	CO 4	CO 5	CO 1	CO 2	CO 3	CO 4	CO 5	SPECIALIZATION		
1	21PGDM00 5	Bogi Dileep Kumar	8	15	23	18	17	26	22	7	20	16	34	37	30	38	33	Operation Management		
2	21PGDM00 6	Chakilam Sudhishna	19	18	13	28	10	28	14	7	22	10	47	32	20	50	20	Operation Management		
3	21PGDM01 7	Jonathan Anthony Lobo	23	6	14	16	5	30	19	7	23	14	53	25	21	39	19	Operation Management		
4	21PGDM01 8	Kambala Naga Siva Sankar Reddy	17	16	2	17	18	29	17	11	16	16	46	33	13	33	34	Operation Management		
5	21PGDM02 2	Kobagapu Veda Priya	9	8	17	16	10	33	20	12	20	16	42	28	29	36	26	Operation Management		
6	21PGDM02 4	M C Deepthi	19	16	3	15	17	33	20	11	16	19	52	36	14	31	36	Operation Management		
7	21PGDM02 5	Mamatha	19	14	14	29	10	27	19	9	16	14	46	33	23	45	24	Operation Management		
8	21PGDM02 7	Manoj M	7	19	13	18	19	30	24	8	21	11	37	43	21	39	30	Operation Management		
9	21PGDM02 9	Nadhamuni Venkata Rajesh	21	8	3	18	15	29	21	8	16	22	50	29	11	34	37	Operation Management		
10	21PGDM03 3	Nimma Sahithi	15	14	10	11	13	29	19	10	16	21	44	33	20	27	34	Operation Management		
11	21PGDM03 7	Rollu Jaya Prakash Goud	21	9	9	24	5	31	25	9	23	19	52	34	18	47	24	Operation Management		
12	21PGDM04 1	Sheik Imran	18	13	14	18	20	22	22	10	25	8	40	35	24	43	28	Operation Management		

	DTE					TEE				
	CO1	CO2	CO3	CO4	CO5	CO1	CO2	CO3	CO4	CO5
MARKS OF CO	37	30	15	35	27	30	20	25	30	20
TARGET	0.4	0.4	0.4	0.4	0.4	0.4	0.4	0.4	0.4	0.4
TARGET MARKS	14	12	6	14	10	12	8	10	12	8
>TARGET	12	12	12	12	10	9	9	7	11	10
Total no of students	12	12	12	12	12	12	12	12	12	12
% of students more than target	100	100	100	100	83.33333	75	75	58.33333	91.66667	83.33333
co attainment level	3	3	3	3	3	3	3	2	3	3

FINAL	CO1	CO2	CO3	CO4	CO5
CO					
IA	3	3	3	3	3
TEE	3	3	2	3	3
50% OF IA	1.5	1.5	1.5	1.5	1.5
50% OF TEE	1.5	1.5	1	1.5	1.5
FINAL CO	3	3	2.5	3	3

V TRIMESTER

AGRIBUSINESS INFORMATICS & ANALYTICS – DTE

(-) student has not attended the question. (*) Evaluation not completed for the script.																												
Exam Event	Subject	Exam Date	Evaluation																									
	AGRIBUSINESS INFORMATICS & ANALYTICS	-	-																									
Serial NO	SRN	Section No	SECTION 1							SECTION 2	SECTION 3							AS SI G N	T O A L	SE MI N A R	T O A L	Q U I Z	T O T A L	MO CK T E S T	T O T A L	C O S *		
			1	2	3	4	5	6	7		8	1	2	3	4	5	6										7	8
		Question No																										
		Course Outcome	CO1	C O 2	C O 1	C O 2	C O 1	C O 2	C O 2	CO1	C O 3	C O 4	C O 5	C O 3	C O 4	C O 5	C O 4											
		Program Outcome																										
		Program Specific Outcome																										
		NAME	-	-	-	-	-	-	-	-	-	-	-	-	-	-	-	37		30		15		35	2 7	SPECI ALIZA TION		
1	21PGDM004	Bhukya Navadheer	0	3	5	4	8	0	8	7	4	0	5	5	0	5	8	11	10	30	9	24	4	13	6	14	2 1	ABM
2	21PGDM005	Bogi Dileep Kumar	5	5	3	0	0	4	4	6	4	0	2	3	0	4	8	7	8	22	7	20	4	11	8	16	1 3	ABM
3	21PGDM006	Chakilam Sudhishna	4	5	0	4	0	6	7	10	5	3	4	0	0	5	5	7	7	21	8	30	3	8	6	14	1 6	ABM

4	21PGDM007	Chakka Harsha Vardhan	4	3	3	0	6	5	0	7	3	4	0	4	8	0	7	10	10	30	9	17	4	11	11	30	1	0	ABM
5	21PGDM009	Chennupalli Pavan Teja Reddy	5	0	2	5	0	8	4	9	5	0	4	3	7	6	0	9	8	24	9	26	5	13	10	17	1	9	ABM
6	21PGDM012	Chunchu Srikanth	3	4	0	5	6	0	5	9	2	0	4	3	6	0	8	11	9	27	9	23	3	8	11	25	1	5	ABM
7	21PGDM013	Damodara Kavya Priya	2	0	5	3	6	0	7	6	2	0	4	5	8	6	0	7	10	29	10	20	4	11	11	19	1	7	ABM
8	21PGDM019	Kanaganti Praveen	0	5	3	2	0	4	8	6	5	3	0	3	5	0	4	10	9	18	7	26	3	11	11	23	1	0	ABM
9	21PGDM020	Kandikatla Jaya Sri	3	0	2	4	0	4	7	11	3	4	0	2	8	6	0	10	7	23	10	25	5	10	11	23	1	6	ABM
10	21PGDM021	Katreddy Lakshmi Parvathi	0	3	3	3	7	0	6	6	3	0	2	5	8	8	0	7	9	25	8	20	3	11	7	15	1	7	ABM
11	21PGDM024	M C Deepthi	4	2	0	4	0	4	7	9	2	0	3	3	8	5	0	11	7	20	9	26	5	10	11	19	1	9	ABM
12	21PGDM025	Mamatha	0	2	2	3	0	5	6	7	0	5	4	5	0	6	9	8	8	17	10	26	5	10	10	24	1	8	ABM
13	21PGDM033	Nimma Sahithi	5	0	2	2	4	9	0	11	3	2	2	0	0	7	4	6	10	32	7	18	5	8	11	17	1	5	ABM
14	21PGDM035	Perumalla Bhanu Prakash	0	5	2	2	9	0	9	10	0	2	4	3	6	0	8	10	10	31	8	24	3	6	9	25	1	4	ABM
15	21PGDM037	Rollu Jaya Prakash Goud	0	4	5	5	7	0	5	11	0	2	2	3	9	0	4	9	10	33	8	22	4	7	6	21	1	1	ABM
16	21PGDM043	Somisetty Sudharshan	3	5	2	0	4	5	0	7	4	2	0	4	0	5	6	6	8	24	8	18	4	12	7	15	1	1	ABM
17	21PGDM046	Tunga Divya	3	4	0	5	0	5	7	7	3	0	5	2	8	0	4	7	7	17	10	31	3	8	7	19	1	2	ABM

14	21PGDM 035	Perumalla Bhanu Prakash	6	3	5	6	5	0	9	4	0	9	0	6	8	16	28	8	12	16	13	ABM
15	21PGDM 037	Rollu Jaya Prakash Goud	6	2	2	2	6	0	9	5	0	7	0	9	10	14	29	4	11	14	14	ABM
16	21PGDM 043	Somisetty Sudharshan	4	2	3	2	6	6	0	6	8	5	0	5	0	9	15	5	13	17	6	ABM
17	21PGDM 046	Tunga Divya	3	5	6	5	6	0	10	9	6	10	8	0	0	9	19	19	5	15	19	ABM

SN O	SRN NO	NAME	TEE					DTE					TOTAL					SPECIALIZATIO N
			CO 1	CO 2	CO 3	CO 4	CO 5	CO 1	CO 2	CO 3	CO 4	CO 5	CO 1	CO 2	CO 3	CO 4	CO 5	
1	21PGDM00 4	Bhukya Navadheer	25	12	13	19	0	30	24	13	14	21	55	36	26	33	21	ABM
2	21PGDM00 5	Bogi Dileep Kumar	18	13	17	9	10	22	20	11	16	13	40	33	28	25	23	ABM
3	21PGDM00 6	Chakilam Sudhishna	26	5	13	23	5	21	30	8	14	16	47	35	21	37	21	ABM
4	21PGDM00 7	Chakka Harsha Vardhan	21	14	9	13	0	30	17	11	30	10	51	31	20	43	10	ABM
5	21PGDM00 9	Chennupalli Pavan Teja Reddy	21	8	8	24	6	24	26	13	17	19	45	34	21	41	25	ABM
6	21PGDM01 2	Chunchu Srikanth	24	20	14	13	5	27	23	8	25	15	51	43	22	38	20	ABM
7	21PGDM01 3	Damodara Kavya Priya	8	15	13	13	18	29	20	11	19	17	37	35	24	32	35	ABM
8	21PGDM01 9	Kanaganti Praveen	15	11	21	16	7	18	26	11	23	10	33	37	32	39	17	ABM
9	21PGDM02 0	Kandikatla Jaya Sri	14	21	15	24	0	23	25	10	23	16	37	46	25	47	16	ABM
10	21PGDM02 1	Katreddy Lakshmi Parvathi	23	6	3	18	16	25	20	11	15	17	48	26	14	33	33	ABM
11	21PGDM02 4	M C Deepthi	20	11	15	18	17	20	26	10	19	19	40	37	25	37	36	ABM

12	21PGDM02 5	Mamatha	19	6	12	16	10	17	26	10	24	18	36	32	22	40	28	ABM
13	21PGDM03 3	Nimma Sahithi	15	11	7	25	0	32	18	8	17	15	47	29	15	42	15	ABM
14	21PGDM03 5	Perumalla Bhanu Prakash	28	8	12	16	13	31	24	6	25	14	59	32	18	41	27	ABM
15	21PGDM03 7	Rollu Jaya Prakash Goud	29	4	11	14	14	33	22	7	21	11	62	26	18	35	25	ABM
16	21PGDM04 3	Somisetty Sudharshan	15	5	13	17	6	24	18	12	15	11	39	23	25	32	17	ABM
17	21PGDM04 6	Tunga Divya	19	19	5	15	19	17	31	8	19	12	36	50	13	34	31	ABM

	DTE					TEE				
	CO1	CO2	CO3	CO4	CO5	CO1	CO2	CO3	CO4	CO5
MARKS OF CO	37	30	15	35	27	30	20	25	30	20
TARGET	0.4	0.4	0.4	0.4	0.4	0.4	0.4	0.4	0.4	0.4
TARGET MARKS	14	12	6	14	10	12	8	10	12	8
>TARGET	17	17	16	15	15	16	10	12	16	8
Total no of students	17	17	17	17	17	17	17	17	17	17
% of students more than target	100	100	94.11765	88.23529	88.23529	94.11765	58.82353	70.58824	94.11765	47.05882
co attainment level	3	3	3	3	3	3	2	3	3	1

FINAL	CO1	CO2	CO3	CO4	CO5
CO					
IA	3	3	3	3	3
TEE	3	2	3	3	1
50% OF IA	1.5	1.5	1.5	1.5	1.5
50% OF TEE	1.5	1	1.5	1.5	0.5
FINAL CO	3	2.5	3	3	2
	3	3	3	2	2
	3	2.75	3	2.5	2

AGRIBUSINESS
INFORMATICS &
ANALYTICS

		P O 1		P O 2		P O 3		P O 4		P O 5		P O 6		P O 7		P O 8		PS O1		PS O2		PS O3			
3	C O 1	3	9	2	6	1	3	3	9	1	3	1	3	3	9	3	9	3	9	3	9	3	9		
2.75	C O 2	2	5.5	2	5.5	2	5.5	3	8.25	2	5.5	2	5.5	1	2.75	3	8.2	5	3	8.2	5	2	5.5	2	5.5
3	C O 3	2	6	3	9	3	9	3	9	3	9	3	9	3	9	3	9	3	9	3	9	3	9	3	9
2.5	C O 4	3	7.5	2	5	2	5	2	5	2	5	2	5	3	7.5	3	7.5	3	7.5	3	7.5	3	7.5	3	7.5
2	C O 5	2	4	2	4	3	6	3	6	3	6	3	6	3	6	3	6	3	6	3	6	3	6	2	4
13.25			32		29.5		28.5		37.25		28.5		28.5		34.25		39. 75		39. 75		37		35		
			2,415 094	0	2,226 415	0	2,150 943	0	2,811 321	0	2,150 943	0	2,150 943	0	2,584 906	0	3	0	3	0	2,792 453	0	2,641 509	0	

4	21PGDM007	Chakka Harsha Vardhan	3	0	5	4	5	0	8	6	0	2	3	4	4	6	0	7	7	26	8	20	4	8	7	13	1	6	ABM
5	21PGDM009	Chennupalli Pavan Teja Reddy	0	4	3	4	9	7	0	8	5	3	4	0	0	5	9	9	8	28	9	24	5	10	0	12	1	8	ABM
6	21PGDM012	Chunchu Srikanth	5	4	2	0	4	0	4	7	0	4	5	5	0	7	9	9	9	27	8	16	4	9	9	22	2	1	ABM
7	21PGDM013	Damodara Kavya Priya	2	2	3	0	8	0	4	6	4	3	0	3	0	7	7	9	7	26	7	13	3	10	5	15	1	6	ABM
8	21PGDM019	Kanaganti Praveen	4	0	2	4	8	0	8	6	5	0	2	4	0	6	4	6	9	29	8	20	4	13	5	9	1	4	ABM
9	21PGDM020	Kandikatla Jaya Sri	5	0	2	4	7	8	0	6	0	2	3	5	6	4	0	10	9	29	7	19	4	9	0	8	1	7	ABM
10	21PGDM021	Katreddy Lakshmi Parvathi	0	3	5	4	7	0	9	9	5	5	0	4	5	7	0	11	9	30	8	24	4	13	7	17	1	8	ABM
11	21PGDM024	M C Deepthi	4	0	5	5	6	0	4	9	2	2	0	4	5	0	5	10	8	32	8	17	5	11	4	16	1	0	ABM
12	21PGDM025	Mamatha	4	3	0	5	6	0	5	8	0	4	4	5	9	4	0	9	8	26	7	20	4	9	0	13	1	7	ABM
13	21PGDM033	Nimma Sahithi	3	0	4	5	0	9	9	7	4	2	3	0	9	0	7	10	10	24	10	33	4	8	0	18	1	3	ABM
14	21PGDM035	Perumalla Bhanu Prakash	2	3	0	2	8	0	5	10	4	0	5	5	5	7	0	7	8	28	9	19	4	13	0	5	1	9	ABM
15	21PGDM037	Rollu Jaya Prakash Goud	3	3	3	0	7	8	0	7	5	0	3	2	5	5	0	7	10	30	8	19	4	11	4	9	1	5	ABM
16	21PGDM043	Somisetty Sudharshan	0	5	3	2	6	8	0	7	2	5	0	5	5	0	6	6	8	24	9	24	5	12	8	24	6		ABM
17	21PGDM046	Tunga Divya	3	0	2	5	6	0	4	7	5	4	0	5	6	7	0	11	7	25	10	19	4	14	0	10	1	8	ABM

14	21PGDM035	Perumalla Bhanu Prakash	4	5	4	5	2	4	0	0	9	10	10	0	4	10	20	19	9	19	0	ABM
15	21PGDM037	Rollu Jaya Prakash Goud	6	6	3	2	5	0	10	7	6	0	0	6	9	17	20	9	8	23	17	ABM
16	21PGDM043	Somisetty Sudharshan	5	6	5	2	2	0	6	8	0	8	0	7	6	18	21	11	9	18	14	ABM
17	21PGDM046	Tunga Divya	6	2	2	2	4	0	0	5	4	9	5	0	7	13	26	9	2	17	5	ABM

SN O	SRN NO	NAME	TEE					DTE					TOTAL					SPECIALIZATION
			CO 1	CO 2	CO 3	CO 4	CO 5	CO 1	CO 2	CO 3	CO 4	CO 5	CO 1	CO 2	CO 3	CO 4	CO 5	
1	21PGDM004	Bhukya Navadheer	19	20	22	15	9	24	20	9	19	14	43	40	31	34	23	ABM
2	21PGDM005	Bogi Dileep Kumar	24	16	10	13	0	35	16	14	22	12	59	32	24	35	12	ABM
3	21PGDM006	Chakilam Sudhishna	17	12	18	17	6	32	18	9	13	15	49	30	27	30	21	ABM
4	21PGDM007	Chakka Harsha Vardhan	27	11	11	13	6	26	20	8	13	16	53	31	19	26	22	ABM
5	21PGDM009	Chennupalli Pavan Teja Reddy	24	9	11	19	13	28	24	10	12	18	52	33	21	31	31	ABM
6	21PGDM012	Chunchu Srikanth	19	9	21	20	10	27	16	9	22	21	46	25	30	42	31	ABM
7	21PGDM013	Damodara Kavya Priya	22	10	7	15	19	26	13	10	15	16	48	23	17	30	35	ABM
8	21PGDM019	Kanaganti Praveen	13	17	19	14	6	29	20	13	9	14	42	37	32	23	20	ABM
9	21PGDM020	Kandikatla Jaya Sri	23	20	8	15	7	29	19	9	8	17	52	39	17	23	24	ABM
10	21PGDM021	Katreddy Lakshmi Parvathi	21	10	6	17	17	30	24	13	17	18	51	34	19	34	35	ABM
11	21PGDM024	M C Deepthi	15	12	5	26	11	32	17	11	16	10	47	29	16	42	21	ABM

12	21PGDM02 5	Mamatha	10	16	18	24	10	26	20	9	13	17	36	36	27	37	27	ABM
13	21PGDM03 3	Nimma Sahithi	9	16	16	8	14	24	33	8	18	13	33	49	24	26	27	ABM
14	21PGDM03 5	Perumalla Bhanu Prakash	20	19	9	19	0	28	19	13	5	19	48	38	22	24	19	ABM
15	21PGDM03 7	Rollu Jaya Prakash Goud	20	9	8	23	17	30	19	11	9	15	50	28	19	32	32	ABM
16	21PGDM04 3	Somisetty Sudharshan	21	11	9	18	14	24	24	12	24	6	45	35	21	42	20	ABM
17	21PGDM04 6	Tunga Divya	26	9	2	17	5	25	19	14	10	18	51	28	16	27	23	ABM

	DTE					TEE				
	CO1	CO2	CO3	CO4	CO5	CO1	CO2	CO3	CO4	CO5
MARKS OF CO	37	30	15	35	27	30	20	25	30	20
TARGET	0.4	0.4	0.4	0.4	0.4	0.4	0.4	0.4	0.4	0.4
TARGET MARKS	14	12	6	14	10	12	8	10	12	8
>TARGET	17	17	17	8	15	15	17	8	16	10
Total no of students	17	17	17	17	17	17	17	17	17	17
% of students more than target	100	100	100	47.05882	88.23529	88.23529	100	47.05882	94.11765	58.82353
co attainment level	3	3	3	1	3	3	3	1	3	2

FINAL	CO1	CO2	CO3	CO4	CO5
CO					
IA	3	3	3	1	3
TEE	3	3	1	3	2
50% OF IA	1.5	1.5	1.5	0.5	1.5
50% OF TEE	1.5	1.5	0.5	1.5	1
FINAL CO	3	3	2	2	2.5
	3	3	2	2.5	2
	3	3	2	2.25	2.25

COMMODITY MARKETING & FUTURES TRADING																							
		PO	#VAL	PO	#VAL	PO	#VAL	PO	#VAL	PO	#VAL	PO	#VAL	PO	#VAL	PO	#VAL	PSO	#VAL	PSO	#VAL	PSO	#VAL
		1	UE!	2	UE!	3	UE!	4	UE!	5	UE!	6	UE!	7	UE!	8	UE!	1	UE!	2	UE!	3	UE!
3	C	3	9	3	9	3	9	2	6	3	9	2	6	3	9	2	6	3	9	3	9	3	9
3	CO	3	9	3	9	2	6	2	6	2	6	3	9	3	9	2	6	3	9	3	9	3	9
2	CO	3	6	3	6	2	4	2	4	2	4	3	6	3	6	3	6	3	6	3	6	3	6
2.	CO	3	6.75	3	6.75	2	4.5	3	6.75	2	4.5	3	6.75	3	6.75	3	6.75	3	6.75	3	6.75	3	6.75
25	4	3	6.75	3	6.75	3	6.75	3	6.75	2	4.5	3	6.75	2	4.5	3	6.75	3	6.75	3	6.75	3	6.75
25	5	3	6.75	3	6.75	3	6.75	3	6.75	2	4.5	3	6.75	2	4.5	3	6.75	3	6.75	3	6.75	3	6.75
12			37.5		37.5		30.25		29.5		28		34.5		35.25		31.5		37.5		37.5		37.5
.5			3	0	3	0	2.42	0	2.36	0	2.24	0	2.76	0	2.82	0	2.52	0	3	0	3	0	3

4	21PGDM007	Chakka Harsha Vardhan	5	4	4	0	0	5	7	8	2	5	2	0	0	4	6	6	9	26	8	24	3	5	9	20	1	2	ABM
5	21PGDM009	Chennupalli Pavan Teja Reddy	3	0	4	3	5	0	7	8	0	4	4	2	6	9	0	6	10	30	9	19	5	7	10	20	1	9	ABM
6	21PGDM012	Chunchu Srikanth	4	0	5	4	7	0	5	11	4	2	0	5	0	5	6	7	7	34	9	18	3	12	9	17	1	2	ABM
7	21PGDM013	Damodara Kavya Priya	2	2	0	3	0	4	5	8	4	3	3	0	0	9	8	9	10	20	7	21	4	8	6	17	2	1	ABM
8	21PGDM019	Kanaganti Praveen	0	3	3	4	6	4	0	11	4	2	2	0	9	0	4	7	10	30	9	20	5	9	9	24	9	9	ABM
9	21PGDM020	Kandikatla Jaya Sri	4	2	0	5	8	0	7	7	5	4	0	4	0	7	5	6	8	27	8	22	5	14	9	18	1	3	ABM
10	21PGDM021	Katreddy Lakshmi Parvathi	2	2	4	0	8	0	7	6	4	5	0	3	4	6	0	9	9	29	7	16	5	12	10	19	1	5	ABM
11	21PGDM024	M C Deepthi	3	0	2	3	4	9	0	10	2	4	2	0	6	4	0	9	8	27	8	20	4	6	10	20	1	5	ABM
12	21PGDM025	Mamatha	5	3	0	2	7	9	0	7	0	4	5	2	5	8	0	6	8	27	8	22	3	5	7	16	1	9	ABM
13	21PGDM033	Nimma Sahithi	0	5	2	3	9	0	7	10	2	2	3	0	8	0	4	10	7	28	9	24	5	7	7	21	1	3	ABM
14	21PGDM035	Perumalla Bhanu Prakash	0	2	2	2	0	9	7	8	5	3	2	0	0	7	6	8	7	17	10	30	3	8	8	17	1	7	ABM
15	21PGDM037	Rollu Jaya Prakash Goud	3	3	3	0	8	0	9	9	2	5	0	5	5	0	6	11	10	33	9	21	4	11	6	22	1	1	ABM
16	21PGDM043	Somisetty Sudharshan	0	5	3	5	0	5	8	11	0	5	5	5	0	4	5	6	8	22	9	32	5	10	10	20	1	5	ABM
17	21PGDM046	Tunga Divya	5	3	4	0	7	0	8	6	0	4	3	4	7	0	5	8	9	31	8	19	3	7	9	25	1	1	ABM

PS O																							
PO																							
CO			CO 1	CO 2	CO 2	CO 3	CO 1	CO 3	CO 5	CO 5	CO 4	CO 1	CO 2	CO 3	CO 1	CO4	CO 1*	CO 2*	CO 3*	CO 4*	CO 5*		
			SECTION 1					SECTION 2					SECTIO N 3	30	20	25	30	20					
SN O	SRN NO	NAME	1	2	3	4	5	6	7	8	9	10	11	12	13	14							SPECIALIZA TION
1	21PGDM 004	Bhukya Navadheer	5	5	4	3	0	7	0	0	0	10	8	5	0	20	15	17	15	20	0	ABM	
2	21PGDM 005	Bogi Dileep Kumar	2	4	6	4	4	9	4	10	9	0	0	6	0	18	6	10	19	27	14	ABM	
3	21PGDM 006	Chakilam Sudhishna	3	2	4	6	3	6	8	6	0	4	0	0	0	10	10	6	12	10	14	ABM	
4	21PGDM 007	Chakka Harsha Vardhan	3	5	3	5	4	7	0	7	0	10	0	7	9	10	26	8	19	10	7	ABM	
5	21PGDM 009	Chennupalli Pavan Teja Reddy	3	4	5	6	3	9	0	0	7	5	8	0	5	11	16	17	15	18	0	ABM	
6	21PGDM 012	Chunchu Srikanth	4	3	6	4	1	8	0	8	2	0	4	0	5	12	10	13	12	14	8	ABM	
7	21PGDM 013	Damodara Kavya Priya	5	5	4	4	3	0	10	6	0	7	10	5	0	5	15	19	9	5	16	ABM	
8	21PGDM 019	Kanaganti Praveen	5	2	3	6	2	5	4	8	7	0	6	0	0	4	7	11	11	11	12	ABM	
9	21PGDM 020	Kandikatla Jaya Sri	5	4	4	3	0	0	10	0	0	6	7	10	5	3	16	15	13	3	10	ABM	
10	21PGDM 021	Katreddy Lakshmi Parvathi	5	3	5	5	2	10	10	4	0	0	7	0	2	5	9	15	15	5	14	ABM	
11	21PGDM 024	M C Deepthi	3	4	3	5	5	9	5	8	0	5	0	0	2	9	15	7	14	9	13	ABM	
12	21PGDM 025	Mamatha	2	6	6	3	0	4	0	0	0	4	5	5	0	4	6	17	12	4	0	ABM	
13	21PGDM 033	Nimma Sahithi	6	2	4	2	0	4	4	0	0	0	6	6	5	10	11	12	12	10	4	ABM	

14	21PGDM035	Perumalla Bhanu Prakash	2	6	3	4	2	9	0	0	7	10	6	8	0	18	14	15	21	25	0	ABM
15	21PGDM037	Rollu Jaya Prakash Goud	0	4	6	3	3	9	8	0	0	8	5	10	0	15	11	15	22	15	8	ABM
16	21PGDM043	Somisetty Sudharshan	3	6	6	4	2	4	7	8	0	9	4	0	0	10	14	16	8	10	15	ABM
17	21PGDM046	Tunga Divya	0	6	4	3	1	0	5	10	4	0	9	10	0	19	1	19	13	23	15	ABM

			30	20	25	30	20	37	30	15	35	27	67	50	40	65	47			
			TEE					DTE					TOTAL							
SN O	SRN NO	NAME	CO 1	CO 2	CO 3	CO 4	CO 5	CO 1	CO 2	CO 3	CO 4	CO 5	CO 1	CO 2	CO 3	CO 4	CO 5	SPECIALIZATION		
1	21PGDM004	Bhukya Navadheer	15	17	15	20	0	23	24	9	19	11	38	41	24	39	11	ABM		
2	21PGDM005	Bogi Dileep Kumar	6	10	19	27	14	26	18	7	21	22	32	28	26	48	36	ABM		
3	21PGDM006	Chakilam Sudhishna	10	6	12	10	14	32	18	10	23	13	42	24	22	33	27	ABM		
4	21PGDM007	Chakka Harsha Vardhan	26	8	19	10	7	26	24	5	20	12	52	32	24	30	19	ABM		
5	21PGDM009	Chennupalli Pavan Teja Reddy	16	17	15	18	0	30	19	7	20	19	46	36	22	38	19	ABM		
6	21PGDM012	Chunchu Srikanth	10	13	12	14	8	34	18	12	17	12	44	31	24	31	20	ABM		
7	21PGDM013	Damodara Kavya Priya	15	19	9	5	16	20	21	8	17	21	35	40	17	22	37	ABM		
8	21PGDM019	Kanaganti Praveen	7	11	11	11	12	30	20	9	24	9	37	31	20	35	21	ABM		
9	21PGDM020	Kandikatla Jaya Sri	16	15	13	3	10	27	22	14	18	13	43	37	27	21	23	ABM		
10	21PGDM021	Katreddy Lakshmi Parvathi	9	15	15	5	14	29	16	12	19	15	38	31	27	24	29	ABM		
11	21PGDM024	M C Deepthi	15	7	14	9	13	27	20	6	20	15	42	27	20	29	28	ABM		

12	21PGDM02 5	Mamatha	6	17	12	4	0	27	22	5	16	19	33	39	17	20	19	ABM
13	21PGDM03 3	Nimma Sahithi	11	12	12	10	4	28	24	7	21	13	39	36	19	31	17	ABM
14	21PGDM03 5	Perumalla Bhanu Prakash	14	15	21	25	0	17	30	8	17	17	31	45	29	42	17	ABM
15	21PGDM03 7	Rollu Jaya Prakash Goud	11	15	22	15	8	33	21	11	22	11	44	36	33	37	19	ABM
16	21PGDM04 3	Somisetty Sudharshan	14	16	8	10	15	22	32	10	20	15	36	48	18	30	30	ABM
17	21PGDM04 6	Tunga Divya	1	19	13	23	15	31	19	7	25	11	32	38	20	48	26	ABM

	DTE					TEE				
	CO1	CO2	CO3	CO4	CO5	CO1	CO2	CO3	CO4	CO5
MARKS OF CO	37	30	15	35	27	30	20	25	30	20
TARGET	0.4	0.4	0.4	0.4	0.4	0.4	0.4	0.4	0.4	0.4
TARGET MARKS	14	12	6	14	10	12	8	10	12	8
>TARGET	17	17	14	17	16	8	14	15	7	9
Total no of students	17	17	17	17	17	17	17	17	17	17
% of students more than target	100	100	82.35294	100	94.11765	47.05882	82.35294	88.23529	41.17647	52.94118
co attainment level	3	3	3	3	3	1	3	3	1	2

FINAL	CO1	CO2	CO3	CO4	CO5
CO					
IA	3	3	3	3	3
TEE	1	3	3	1	2
50% OF IA	1.5	1.5	1.5	1.5	1.5
50% OF TEE	0.5	1.5	1.5	0.5	1
FINAL CO	2	3	3	2	2.5
	3	3	3	2	3
	2.5	3	3	2	2.75

AGRICULTURAL EXPORT MANAGEMENT & INTERNATIONAL TRADE – DTE

(-) student has not attended the question. (*) Evaluation not completed for the script.

Exam Event	Subject	Exam Date	Evaluation																	AS S I G N	T O G N	S E M I N A R	T O T A L	Q U I Z	T O T A L	M O C K T E S T	T O T A L											
				SECTION 2								SECTION 3																C O 1	C O 2	C O 3	C O 4	C O 4	C O 5					
Serial NO	SRN	Section No	Section 1								SECTION 2								Section 1	Section 2	SECTION N 3	AS S I G N	T O G N	S E M I N A R	T O T A L	Q U I Z	T O T A L	M O C K T E S T	T O T A L									
			1	2	3	4	5	6	7	8	1	2	3	4	5	6	7	8												1	2	3	4	5	6	7	8	C O 1
		Question No	1	2	3	4	5	6	7	8	1	2	3	4	5	6	7	8	1	2	3	4	5	6	7	8	CO 1	CO 1 *	CO 2	CO 2 *	CO 3	CO 3 *	CO 4	CO 4	CO 5	CO 5 *		
		Course Outcome	CO 1	C O 2	C O 1	C O 2	C O 1	C O 2	C O 2	CO 1	C O 3	C O 4	C O 5	C O 3	C O 4	C O 5	C O 4	CO 5																				
		Program Outcome																																				
		Program Specific Outcome																																				
		NAME	-	-	-	-	-	-	-	-	-	-	-	-	-	-	-	-	-	-	-	-	-	-	-													
1	21PGDM004	Bhukya Navadheer	4	2	3	0	0	6	8	8	4	0	2	2	4	0	8	9	8	2	3	8	2	4	3	9	8	2	8	4	3	9	7	1	1	9	1	ABM
2	21PGDM005	Bogi Dileep Kumar	2	0	4	5	6	0	4	6	3	5	4	0	5	8	0	10	8	2	6	9	1	8	4	7	9	8	4	7	11	1	2	2	2	1	2	ABM
3	21PGDM006	Chakilam Sudhishna	3	5	3	0	6	0	5	11	2	5	0	4	9	7	0	6	9	3	2	8	1	8	4	0	8	1	8	4	0	9	3	2	1	3	3	ABM

4	21PGDM007	Chakka Harsha Vardhan	5	4	4	0	0	5	7	8	2	5	2	0	0	4	6	6	9	2	6	8	2	4	3	5	9	2	0	1	2	ABM
5	21PGDM009	Chennupalli Pavan Teja Reddy	3	0	4	3	5	0	7	8	0	4	4	2	6	9	0	6	10	3	0	9	1	9	5	7	10	2	0	1	9	ABM
6	21PGDM012	Chunchu Srikanth	4	0	5	4	7	0	5	11	4	2	0	5	0	5	6	7	7	3	4	9	1	8	3	2	9	1	7	1	2	ABM
7	21PGDM013	Damodara Kavya Priya	2	2	0	3	0	4	5	8	4	3	3	0	0	9	8	9	10	2	0	7	2	1	4	8	6	1	7	2	1	ABM
8	21PGDM019	Kanaganti Praveen	0	3	3	4	6	4	0	11	4	2	2	0	9	0	4	7	10	3	0	9	2	0	5	9	9	2	4	9	9	ABM
9	21PGDM020	Kandikatla Jaya Sri	4	2	0	5	8	0	7	7	5	4	0	4	0	7	5	6	8	2	7	8	2	5	4	9	1	8	1	3	ABM	
10	21PGDM021	Katreddy Lakshmi Parvathi	2	2	4	0	8	0	7	6	4	5	0	3	4	6	0	9	9	2	9	7	1	6	5	2	10	1	9	1	5	ABM
11	21PGDM024	M C Deepthi	3	0	2	3	4	9	0	10	2	4	2	0	6	4	0	9	8	2	7	8	2	0	4	6	10	2	0	1	5	ABM
12	21PGDM025	Mamatha	5	3	0	2	7	9	0	7	0	4	5	2	5	8	0	6	8	2	7	8	2	3	5	7	6	1	6	9	1	ABM
13	21PGDM033	Nimma Sahithi	0	5	2	3	9	0	7	10	2	2	3	0	8	0	4	10	7	2	8	9	2	4	5	7	7	2	1	3	ABM	
14	21PGDM035	Perumalla Bhanu Prakash	0	2	2	2	0	9	7	8	5	3	2	0	0	7	6	8	7	1	7	10	3	0	3	8	8	1	7	1	7	ABM
15	21PGDM037	Rollu Jaya Prakash Goud	3	3	3	0	8	0	9	9	2	5	0	5	5	0	6	11	10	3	3	9	2	4	1	6	2	2	1	1	ABM	
16	21PGDM043	Somisetty Sudharshan	0	5	3	5	0	5	8	11	0	5	5	5	0	4	5	6	8	2	2	9	3	5	0	10	2	0	1	5	ABM	
17	21PGDM046	Tunga Divya	5	3	4	0	7	0	8	6	0	4	3	4	7	0	5	8	9	3	1	8	9	3	7	9	2	5	1	1	ABM	

TEE

PS O																								
PO																								
CO			CO 1	CO 2	CO 2	CO 3	CO 1	CO 3	CO 5	CO 5	CO 4	CO 1	CO 2	CO 3	CO 1	CO4	CO 1*	CO 2*	CO 3*	CO 4*	CO 5*			
			SECTION 1					SECTION 2								SECTIO N 3	30	20	25	30	20			
SN O	SRN NO	NAME	1	2	3	4	5	6	7	8	9	10	11	12	13	14								SPECIALIZA TION
1	21PGDM 004	Bhukya Navadheer	5	5	4	3	0	7	0	0	0	10	8	5	0	20	15	17	15	20	0		ABM	
2	21PGDM 005	Bogi Dileep Kumar	2	4	6	4	4	9	4	10	9	0	0	6	0	18	6	10	19	27	14		ABM	
3	21PGDM 006	Chakilam Sudhishna	3	2	4	6	3	6	8	6	0	4	0	0	0	10	10	6	12	10	14		ABM	
4	21PGDM 007	Chakka Harsha Vardhan	3	5	3	5	4	7	0	7	0	10	0	7	9	10	26	8	19	10	7		ABM	
5	21PGDM 009	Chennupalli Pavan Teja Reddy	3	4	5	6	3	9	0	0	7	5	8	0	5	11	16	17	15	18	0		ABM	
6	21PGDM 012	Chunchu Srikanth	4	3	6	4	1	8	0	8	2	0	4	0	5	12	10	13	12	14	8		ABM	
7	21PGDM 013	Damodara Kavya Priya	5	5	4	4	3	0	10	6	0	7	10	5	0	5	15	19	9	5	16		ABM	
8	21PGDM 019	Kanaganti Praveen	5	2	3	6	2	5	4	8	7	0	6	0	0	4	7	11	11	11	12		ABM	
9	21PGDM 020	Kandikatla Jaya Sri	5	4	4	3	0	0	10	0	0	6	7	10	5	3	16	15	13	3	10		ABM	
10	21PGDM 021	Katreddy Lakshmi Parvathi	5	3	5	5	2	10	10	4	0	0	7	0	2	5	9	15	15	5	14		ABM	
11	21PGDM 024	M C Deepthi	3	4	3	5	5	9	5	8	0	5	0	0	2	9	15	7	14	9	13		ABM	
12	21PGDM 025	Mamatha	2	6	6	3	0	4	0	0	0	4	5	5	0	4	6	17	12	4	0		ABM	

13	21PGDM 033	Nimma Sahithi	6	2	4	2	0	4	4	0	0	0	6	6	5	10	11	12	12	10	4	ABM
14	21PGDM 035	Perumalla Bhanu Prakash	2	6	3	4	2	9	0	0	7	10	6	8	0	18	14	15	21	25	0	ABM
15	21PGDM 037	Rollu Jaya Prakash Goud	0	4	6	3	3	9	8	0	0	8	5	10	0	15	11	15	22	15	8	ABM
16	21PGDM 043	Somisetty Sudharshan	3	6	6	4	2	4	7	8	0	9	4	0	0	10	14	16	8	10	15	ABM
17	21PGDM 046	Tunga Divya	0	6	4	3	1	0	5	10	4	0	9	10	0	19	1	19	13	23	15	ABM

			30	20	25	30	20	37	30	15	35	27	67	50	40	65	47	
			TEE					DTE					TOTAL					
SN O	SRN NO	NAME	CO 1	CO 2	CO 3	CO 4	CO 5	CO 1	CO 2	CO 3	CO 4	CO 5	CO 1	CO 2	CO 3	CO 4	CO 5	SPECIALIZATIO N
1	21PGDM00 4	Bhukya Navadheer	15	17	15	20	0	23	24	9	19	11	38	41	24	39	11	ABM
2	21PGDM00 5	Bogi Dileep Kumar	6	10	19	27	14	26	18	7	21	22	32	28	26	48	36	ABM
3	21PGDM00 6	Chakilam Sudhishna	10	6	12	10	14	32	18	10	23	13	42	24	22	33	27	ABM
4	21PGDM00 7	Chakka Harsha Vardhan	26	8	19	10	7	26	24	5	20	12	52	32	24	30	19	ABM
5	21PGDM00 9	Chennupalli Pavan Teja Reddy	16	17	15	18	0	30	19	7	20	19	46	36	22	38	19	ABM
6	21PGDM01 2	Chunchu Srikanth	10	13	12	14	8	34	18	12	17	12	44	31	24	31	20	ABM
7	21PGDM01 3	Damodara Kavya Priya	15	19	9	5	16	20	21	8	17	21	35	40	17	22	37	ABM
8	21PGDM01 9	Kanaganti Praveen	7	11	11	11	12	30	20	9	24	9	37	31	20	35	21	ABM
9	21PGDM02 0	Kandikatla Jaya Sri	16	15	13	3	10	27	22	14	18	13	43	37	27	21	23	ABM
10	21PGDM02 1	Katreddy Lakshmi Parvathi	9	15	15	5	14	29	16	12	19	15	38	31	27	24	29	ABM

11	21PGDM02 4	M C Deepthi	15	7	14	9	13	27	20	6	20	15	42	27	20	29	28	ABM
12	21PGDM02 5	Mamatha	6	17	12	4	0	27	22	5	16	19	33	39	17	20	19	ABM
13	21PGDM03 3	Nimma Sahithi	11	12	12	10	4	28	24	7	21	13	39	36	19	31	17	ABM
14	21PGDM03 5	Perumalla Bhanu Prakash	14	15	21	25	0	17	30	8	17	17	31	45	29	42	17	ABM
15	21PGDM03 7	Rollu Jaya Prakash Goud	11	15	22	15	8	33	21	11	22	11	44	36	33	37	19	ABM
16	21PGDM04 3	Somisetty Sudharshan	14	16	8	10	15	22	32	10	20	15	36	48	18	30	30	ABM
17	21PGDM04 6	Tunga Divya	1	19	13	23	15	31	19	7	25	11	32	38	20	48	26	ABM

	DTE					TEE				
	CO1	CO2	CO3	CO4	CO5	CO1	CO2	CO3	CO4	CO5
MARKS OF CO	37	30	15	35	27	30	20	25	30	20
TARGET	0.4	0.4	0.4	0.4	0.4	0.4	0.4	0.4	0.4	0.4
TARGET MARKS	14	12	6	14	10	12	8	10	12	8
>TARGET	17	17	14	17	16	8	14	15	7	9
Total no of students	17	17	17	17	17	17	17	17	17	17
% of students more than target	100	100	82.35294	100	94.11765	47.05882	82.35294	88.23529	41.17647	52.94118
co attainment level	3	3	3	3	3	1	3	3	1	2

FINAL	CO1	CO2	CO3	CO4	CO5
IA	3	3	3	3	3
TEE	1	3	3	1	2
50% OF IA	1.5	1.5	1.5	1.5	1.5
50% OF TEE	0.5	1.5	1.5	0.5	1
FINAL CO	2	3	3	2	2.5

AGRICULTURAL EXPORT MANAGEMENT & INTERNATIONAL TRADE

		PO 1	#VAL UE!	PO 2	#VAL UE!	PO 3	#VAL UE!	PO 4	#VAL UE!	P O 5	#VAL UE!	P O 6	#VAL UE!	P O 7	#VAL UE!	P O 8	#VAL UE!	PS O 1	#VAL UE!	PS O 2	#VAL UE!	PSO 3	#VAL UE!
2	CO 1	3	6	3	6	2	4	2	4	2	4	3	6	3	6	3	6	3	6	3	6	2	4
3	CO 2	3	9	3	9	3	9	3	9	3	9	2	6	3	9	3	9	3	9	2	6	3	9
3	CO 3	3	9	3	9	3	9	3	9	3	9	3	9	3	9	3	9	3	9	2	6	3	9
2	CO 4	2	4	2	4	2	4	3	6	3	6	3	6	2	4	2	4	3	6	3	6	2	4
2.5	CO 5	3	7.5	3	7.5	2	5	3	7.5	3	7.5	3	7.5	3	7.5	3	7.5	3	7.5	1	2.5	2	5
12.5			35.5		35.5		31		35.5		35.5		34.5		35.5		35.5		37.5		26.5		31
			2.84	0	2.84	0	2.48	0	2.84	0	2.84	0	2.76	0	2.84	0	2.84	0	3	0	2.12	0	2.48

BIG DATA ANALYTICS – DTE

(-) student has not attended the question. (*) Evaluation not completed for the script.																												
Exam Event	Subject	Exam Date	Eval uati on																									
	BIG DATA ANALYTICS	-	-																									
Serial NO	SRN	Section No	SECTION 1							SECTION 2	SECTION 3							AS SI GN	TO TA L	SE MI NA R	TO TA L	Q U IZ	TO TA L	MOC K TEST	TO TA L			
			1	2	3	4	5	6	7		1	2	3	4	5	6	7										8	CO 1
		Question No																										
		Course Outcome	CO1	C2	C1	C2	C1	C2	CO1	C3	C4	C5	C3	C4	C5	C4	CO5											
		Program Outcome																										
		Program Specific Outcome																										
		NAME	-	-	-	-	-	-	-	-	-	-	-	-	-	-		37		30		15		35	27	SPECIALIZATION		
1	21PGDM 022	Kobagapu Veda Priya	2	5	5	0	0	6	5	6	2	0	5	4	5	4	0	10	7	20	10	26	3	9	5	10	19	BA
2	21PGDM 029	Nadhamuni Venkata Rajesh	5	3	5	0	9	0	7	10	3	4	5	0	0	4	9	10	9	38	10	20	3	6	5	18	19	BA

PS																							
O																							
PO																							
CO			CO 1	CO 2	CO 2	CO 3	CO 1	CO 3	CO 5	CO 5	CO 4	CO 1	CO 2	CO 3	CO 1	CO4	CO 1*	CO 2*	CO 3*	CO 4*	CO 5*		
	SECTION 1					SECTION 2										SECTION 3	30	20	25	30	20		
SNO	SRN NO	NAME	1	2	3	4	5	6	7	8	9	10	11	12	13	14							SPECIALIZATION
1	21PGDM022	Kobagapu Veda Priya	4	2	5	2	2	10	7	4	8	0	0	0	7	20	13	7	12	28	11	BA	
2	21PGDM029	Nadhamuni Venkata Rajesh	2	6	3	3	2	8	0	6	4	0	5	4	0	9	4	14	15	13	6	BA	

			30	20	25	30	20	37	30	15	35	27	67	50	40	65	47	
			TEE					DTE					TOTAL					
SNO	SRN NO	NAME	CO1	CO2	CO3	CO4	CO5	CO1	CO2	CO3	CO4	CO5	CO1	CO2	CO3	CO4	CO5	SPECIALIZATION
1	21PGDM022	Kobagapu Veda Priya	13	7	12	28	11	20	26	26	10	19	33	33	38	38	30	BA
2	21PGDM029	Nadhamuni Venkata Rajesh	4	14	15	13	6	38	20	20	18	19	42	34	35	31	25	BA

	DTE					TEE				
	CO1	CO2	CO3	CO4	CO5	CO1	CO2	CO3	CO4	CO5
MARKS OF CO	37	30	15	35	27	30	20	25	30	20
TARGET	0.4	0.4	0.4	0.4	0.4	0.4	0.4	0.4	0.4	0.4
TARGET MARKS	14	12	6	14	10	12	8	10	12	8
>TARGET	2	2	2	1	2	1	2	2	1	2
Total no of students	2	2	2	2	2	2	2	2	2	2
% of students more than target	100	100	100	50	100	50	100	100	50	100
co attainment level	3	3	3	2	3	2	3	3	2	3

FINAL					
CO	CO1	CO2	CO3	CO4	CO5
IA	3	3	3	2	3

PS O																							
PO																							
CO			CO 1	CO 2	CO 2	CO 3	CO 1	CO 3	CO 5	CO 5	CO 4	CO 1	CO 2	CO 3	CO 1	CO4	CO 1*	CO 2*	CO 3*	CO 4*	CO 5*		
			SECTION 1					SECTION 2					SECTIO N 3	30	20	25	30	20					
SN O	SRN NO	NAME	1	2	3	4	5	6	7	8	9	10	11	12	13	14							SPECIALIZA TION
1	21PGDM 022	Kobagapu Veda Priya	2	5	6	2	3	8	0	4	5	8	10	5	0	17	13	21	15	22	4	BA	
2	21PGDM 029	Nadhamuni Venkata Rajesh	3	2	3	2	5	5	8	0	10	4	0	10	8	9	20	5	17	19	8	BA	

			30	20	25	30	20	37	30	15	35	27	67	50	40	65	47	
			TEE					DTE					TOTAL					
SNO	SRN NO	NAME	CO1	CO2	CO3	CO4	CO5	CO1	CO2	CO3	CO4	CO5	CO1	CO2	CO3	CO4	CO5	SPECIALIZATION
1	21PGDM022	Kobagapu Veda Priya	13	21	15	22	4	34	19	10	10	24	47	40	25	32	28	BA
2	21PGDM029	Nadhamuni Venkata Rajesh	20	5	17	19	8	31	19	5	18	20	51	24	22	37	28	BA

	DTE					TEE				
	CO1	CO2	CO3	CO4	CO5	CO1	CO2	CO3	CO4	CO5
MARKS OF CO	37	30	15	35	27	30	20	25	30	20
TARGET	0.4	0.4	0.4	0.4	0.4	0.4	0.4	0.4	0.4	0.4
TARGET MARKS	14	12	6	14	10	12	8	10	12	8
>TARGET	2	2	1	1	2	2	1	2	2	0
Total no of students	2	2	2	2	2	2	2	2	2	2
% of students more than target	100	100	50	50	100	100	50	100	100	0
co attainment level	3	3	2	2	3	3	2	3	3	1

FINAL				
CO	CO1	CO2	CO3	CO4
IA	3	3	2	3
TEE	3	2	3	1

50% OF IA	1.5	1.5	1	1	1.5
50% OF TEE	1.5	1	1.5	1.5	0.5
FINAL CO	3	2.5	2.5	2.5	2
	3	2	2.5	3	2
	3	2.25	2.5	2.75	2

DATA VISUALISATION FOR MANAGERS																							
Column 1	CO S	P O 1	#VAL UE!	P O 2	#VAL UE!	P O 3	#VAL UE!	P O 4	#VAL UE!	P O 5	#VAL UE!	P O 6	#VAL UE!	PO 7	#VAL UE!	PO 8	#VAL UE!	PSO 1	#VAL UE!	PSO 2	#VAL UE!	PSO 3	#VAL UE!
3	CO 1	3	9	3	9	2	6	2	6	2	6	3	9	2	6	3	9	3	9	3	9	2	6
2.25	CO 2	3	6.75	3	6.75	3	6.75	2	4.5	2	4.5	3	6.75	2	4.5	3	6.75	3	6.75	3	6.75	2	4.5
2.5	CO 3	3	7.5	3	7.5	2	5	2	5	2	5	3	7.5	2	5	3	7.5	3	7.5	3	7.5	2	5
2.75	CO 4	3	8.25	3	8.25	2	5.5	2	5.5	2	5.5	3	8.25	2	5.5	3	8.25	3	8.25	3	8.25	2	5.5
2	CO 5	3	6	3	6	2	4	2	4	2	4	3	6	2	4	3	6	3	6	3	6	2	4
12.5			37.5		37.5		27.25		25		25	0	37.5		25		37.5		37.5		37.5		25
			3	0	3	0	2.18	0	2	0	2	0	3	0	2	0	3	0	3	0	3	0	2

PO																						
CO			CO 1	CO 2	CO 2	CO 3	CO 1	CO 3	CO 5	CO 5	CO 4	CO 1	CO 2	CO 3	CO 1	CO4	CO 1*	CO 2*	CO 3*	CO 4*	CO 5*	
			SECTION 1					SECTION 2					SECTION 3	30	20	25	30	20				
SNO	SRN NO	NAME	1	2	3	4	5	6	7	8	9	10	11	12	13	14						SPECIALIZATION
1	21PGDM022	Kobagapu Veda Priya	4	4	4	2	2	4	5	4	5	8	4	5	0	12	14	12	11	17	9	BA
2	21PGDM029	Nadhamuni Venkata Rajesh	3	2	2	3	6	0	6	10	4	5	6	7	0	14	14	10	10	18	16	BA

			30	20	25	30	20	37	30	15	35	27	67	50	40	65	47	
			TEE					DTE					TOTAL					
SNO	SRN NO	NAME	CO1	CO2	CO3	CO4	CO5	CO1	CO2	CO3	CO4	CO5	CO1	CO2	CO3	CO4	CO5	SPECIALIZATION
1	21PGDM022	Kobagapu Veda Priya	14	12	11	17	9	28	19	12	21	14	42	31	23	38	23	BA
2	21PGDM029	Nadhamuni Venkata Rajesh	14	10	10	18	16	34	21	9	17	18	48	31	19	35	34	BA

	DTE					TEE				
	CO1	CO2	CO3	CO4	CO5	CO1	CO2	CO3	CO4	CO5
MARKS OF CO	37	30	15	35	27	30	20	25	30	20
TARGET	0.4	0.4	0.4	0.4	0.4	0.4	0.4	0.4	0.4	0.4
TARGET MARKS	14	12	6	14	10	12	8	10	12	8
>TARGET	2	2	2	2	2	2	2	1	2	2
Total no of students	2	2	2	2	2	2	2	2	2	2
% of students more than target	100	100	100	100	100	100	100	50	100	100
co attainment level	3	3	3	3	3	3	3	2	3	3

FINAL					
CO	CO1	CO2	CO3	CO4	CO5
IA	3	3	3	3	3
TEE	3	3	2	3	3
50% OF IA	1.5	1.5	1.5	1.5	1.5

50% OF TEE	1.5	1.5	1	1.5	1.5
FINAL CO	3	3	2.5	3	3

Column 1	CO S	P O 1	#VAL UE!	P O 2	#VAL UE!	P O 3	#VAL UE!	P O 4	#VAL UE!	P O 5	#VAL UE!	P O 6	#VAL UE!	PO 7	#VAL UE!	PO 8	#VAL UE!	PSO 1	#VAL UE!	PSO 2	#VAL UE!	PSO 3	#VAL UE!
3	CO 1	3	9	3	9	3	9	3	9	3	9	3	9	3	9	3	9	3	9	3	9	2	6
3	CO 2	3	9	3	9	3	9	3	9	2	6	2	6	3	9	3	9	3	9	3	9	2	6
2.5	CO 3	3	7.5	3	7.5	3	7.5	3	7.5	3	7.5	3	7.5	3	7.5	3	7.5	3	7.5	3	7.5	2	5
3	CO 4	3	9	3	9	3	9	3	9	2	6	2	6	3	9	3	9	3	9	3	9	2	6
3	CO 5	3	9	3	9	3	9	2	6	2	6	2	6	3	9	3	9	3	9	3	9	2	6
14.5			43.5		43.5		43.5		40.5		34.5		34.5		43.5		43.5		43.5		43.5		29
			3	0	3	0	3	0	2.793103	0	2.37931	0	2.37931	0	3	0	3	0	3	0	3	0	2

PO																							
CO			CO 1	CO 2	CO 2	CO 3	CO 1	CO 3	CO 5	CO 5	CO 4	CO 1	CO 2	CO 3	CO 1	CO4	CO 1*	CO 2*	CO 3*	CO 4*	CO 5*		
			SECTION 1					SECTION 2					SECTION 3	30	20	25	30	20					
SNO	SRN NO	NAME	1	2	3	4	5	6	7	8	9	10	11	12	13	14							SPECIALIZATION
1	21PGDM022	Kobagapu Veda Priya	4	4	4	2	2	0	5	4	5	8	4	0	0	12	14	12	2	17	9	BA	
2	21PGDM029	Nadhamuni Venkata Rajesh	3	2	2	3	6	0	6	10	4	5	6	7	0	14	14	10	10	18	16	BA	

			30	20	25	30	20	37	30	15	35	27	67	50	40	65	47				
			TEE					DTE					TOTAL								
SNO	SRN NO	NAME	CO1	CO2	CO3	CO4	CO5	CO1	CO2	CO3	CO4	CO5	CO1	CO2	CO3	CO4	CO5	SPECIALIZATION			
1	21PGDM022	Kobagapu Veda Priya	14	12	2	17	9	28	19	12	21	14	42	31	14	38	23	BA			
2	21PGDM029	Nadhamuni Venkata Rajesh	14	10	10	18	16	34	21	9	17	18	48	31	19	35	34	BA			

	DTE					TEE				
	CO1	CO2	CO3	CO4	CO5	CO1	CO2	CO3	CO4	CO5
MARKS OF CO	37	30	15	35	27	30	20	25	30	20
TARGET	0.4	0.4	0.4	0.4	0.4	0.4	0.4	0.4	0.4	0.4
TARGET MARKS	14	12	6	14	10	12	8	10	12	8
>TARGET	2	2	2	2	2	2	2	0	2	2
Total no of students	2	2	2	2	2	2	2	2	2	2
% of students more than target	100	100	100	100	100	100	100	0	100	100
co attainment level	3	3	3	3	3	3	3	1	3	3

FINAL					
CO	CO1	CO2	CO3	CO4	CO5
IA	3	3	3	3	3
TEE	3	3	1	3	3
50% OF IA	1.5	1.5	1.5	1.5	1.5

50% OF TEE	1.5	1.5	0.5	1.5	1.5
FINAL CO	3	3	2	3	3
	3	3	2.5	3	2.5
	3	3	2.25	3	2.75

Future Trends in BA																							
Column 1	CO S	P O 1	#VAL UE!	P O 2	#VAL UE!	P O 3	#VAL UE!	P O 4	#VAL UE!	P O 5	#VAL UE!	P O 6	#VAL UE!	PO 7	#VAL UE!	PO 8	#VAL UE!	PSO 1	#VAL UE!	PSO 2	#VAL UE!	PSO 3	#VAL UE!
3	CO 1	3	9	3	9	3	9	3	9	3	9	2	6	3	9	2	6	2	6	2	6	2	6
3	CO 2	2	6	2	6	3	9	3	9	3	9	2	6	3	9	2	6	2	6	2	6	2	6
2.25	CO 3	1	2.25	1	2.25	2	4.5	3	6.75	3	6.75	1	2.25	3	6.75	3	6.75	1	2.25	1	2.25	2	4.5
3	CO 4	2	6	2	6	3	9	2	6	2	6	3	9	3	9	2	6	3	9	3	9	2	6
2.75	CO 5	2	5.5	2	5.5	3	8.25	3	8.25	3	8.25	2	5.5	3	8.25	3	8.25	2	5.5	2	5.5	2	5.5
14			28.75		28.75		39.75		39		39		28.75		42		33		28.75		28.75		28
			2.053 571	0	2.053 571	0	2.839 286	0	2.785 714	0	2.785 714	0	2.053 571	0	3	0	2.357 143	0	2.053 571	0	2.053 571	0	2

5	21PGDM030	Neelam Shiva Rama Krishna	0	2	3	4	5	0	7	6	4	5	4	0	0	7	5	7	9	23	8	21	5	9	0	10	18	1	Financ e
6	21PGDM031	Nikhil G	5	2	0	5	0	7	5	10	3	3	0	3	8	0	9	7	7	22	10	29	3	9	4	24	7	1	Financ e
7	21PGDM039	Saurav Joshi	4	2	0	3	0	4	6	6	2	3	0	4	6	0	5	8	9	19	9	24	4	10	0	14	8	1	Financ e
8	21PGDM040	Shaik Mohammad Firoz	4	0	5	2	0	9	7	10	2	0	4	3	4	0	8	8	7	26	8	26	4	9	0	12	2	1	Financ e

TEE

PS O																											
PO																											
CO			CO 1	CO 2	CO 2	CO 3	CO 1	CO 3	CO 5	CO 5	CO 4	CO 1	CO 2	CO 3	CO 1	CO4	CO 1*	CO 2*	CO 3*	CO 4*	CO 5*						
			SECTION 1					SECTION 2					SECTION 3	30	20	25	30	20									
SM O	SRN NO	NAME	1	2	3	4	5	6	7	8	9	10	11	12	13	14											SPECIALIZATION
1	21PGDM 002	Bandela Gangadhar	5	3	6	6	2	10	10	0	5	0	5	0	10	6	17	14	16	11	10					Finance	
2	21PGDM 003	Bathula Leela Ram	3	6	6	5	4	8	7	0	0	4	10	7	0	15	11	22	20	15	7					Finance	
3	21PGDM 014	Debu Kar	5	4	4	6	2	0	0	7	0	7	6	7	7	9	21	14	13	9	7					Finance	
4	21PGDM 028	Marrikunta Kartheek Reddy	4	4	3	6	6	0	8	0	2	8	0	5	4	12	22	7	11	14	8					Finance	
5	21PGDM 030	Neelam Shiva Rama Krishna	6	3	5	5	2	6	9	9	4	10	0	0	0	5	18	8	11	9	18					Finance	
6	21PGDM 031	Nikhil G	3	6	6	4	6	0	7	10	1	0	0	6	10	12	19	12	10	13	17					Finance	
7	21PGDM 039	Saurav Joshi	2	5	6	2	2	8	5	0	2	0	4	0	10	5	14	15	10	7	5					Finance	

8	21PGDM 040	Shaik Mohammad Firoz	3	2	6	2	2	4	0	5	9	0	6	9	0	12	5	14	15	21	5	Finance
---	---------------	-------------------------	---	---	---	---	---	---	---	---	---	---	---	---	---	----	---	----	----	----	---	---------


SNO	SRN NO	NAME	TEE					DTE					TOTAL					SPECIALIZATION				
			CO1	CO2	CO3	CO4	CO5	CO1	CO2	CO3	CO4	CO5	CO1	CO2	CO3	CO4	CO5					
			30	20	25	30	20	37	30	15	35	27	67	50	40	65	47					
1	21PGDM002	Bandela Gangadhar	17	14	16	11	10	29	15	7	23	10	46	29	23	34	20	Finance				
2	21PGDM003	Bathula Leela Ram	11	22	20	15	7	26	21	12	25	11	37	43	32	40	18	Finance				
3	21PGDM014	Debu Kar	21	14	13	9	7	19	30	11	15	20	40	44	24	24	27	Finance				
4	21PGDM028	Marrikunta Kartheek Reddy	22	7	11	14	8	20	21	10	19	15	42	28	21	33	23	Finance				
5	21PGDM030	Neelam Shiva Rama Krishna	18	8	11	9	18	23	21	9	10	18	41	29	20	19	36	Finance				
6	21PGDM031	Nikhil G	19	12	10	13	17	22	29	9	24	7	41	41	19	37	24	Finance				
7	21PGDM039	Saurav Joshi	14	15	10	7	5	19	24	10	14	8	33	39	20	21	13	Finance				
8	21PGDM040	Shaik Mohammad Firoz	5	14	15	21	5	26	26	9	12	12	31	40	24	33	17	Finance				

	DTE					TEE				
	CO1	CO2	CO3	CO4	CO5	CO1	CO2	CO3	CO4	CO5
MARKS OF CO	37	30	15	35	27	30	20	25	30	20
TARGET	0.4	0.4	0.4	0.4	0.4	0.4	0.4	0.4	0.4	0.4
TARGET MARKS	14	12	6	14	10	12	8	10	12	8
>TARGET	8	8	8	5	5	6	6	6	4	3
Total no of students	8	8	8	8	8	8	8	8	8	8
% of students more than target	100	100	100	62.5	62.5	75	75	75	50	37.5
co attainment level	3	3	3	3	3	3	3	3	2	2

FINAL	CO1	CO2	CO3	CO4	CO5
CO					
IA	3	3	3	3	3
TEE	3	3	3	2	2
50% OF IA	1.5	1.5	1.5	1.5	1.5
50% OF TEE	1.5	1.5	1.5	1	1
FINAL CO	3	3	3	2.5	2.5

INTERNATIONAL FINANCIAL MANAGEMENT																							
Column 1	CO 1	PO 1	PO 2	PO 3	PO 4	PO 5	PO 6	PO 7	PO 8	PSO 1	PSO 2	PSO 3											
3	CO 1	3	9	2	6	2	6	2	6	2	6	2	6	3	9	2	6	2	6	2	6	2	6
3	CO 2	3	9	3	9	2	6	2	6	2	6	2	6	3	9	2	6	2	6	2	6	2	6
3	CO 3	3	9	2	6	3	9	3	9	3	9	3	9	3	9	3	9	2	6	2	6	3	9
2.5	CO 4	3	7.5	2	5	2	5	2	5	2	5	2	5	3	7.5	2	5	3	7.5	3	7.5	2	5
2.5	CO 5	3	7.5	3	7.5	1	2.5	1	2.5	1	2.5	2	5	3	7.5	2	5	2	5	2	5	1	2.5
14			42		33.5		28.5		28.5		28.5		31		42		31		30.5		30.5		28.5
			3	0	2.392857	0	2.035714	0	2.035714	0	2.035714	0	2.214286	0	3	0	2.214286	0	2.178571	0	2.178571	0	2.035714

DERIVATIVES MANAGEMENT																							
Column 1	CO 1	PO 1	#VAL UE!	PO 2	#VAL UE!	PO 3	#VAL UE!	PO 4	#VAL UE!	PO 5	#VAL UE!	PO 6	#VAL UE!	PO 7	#VAL UE!	PO 8	#VAL UE!	PSO 1	#VAL UE!	PSO 2	#VAL UE!	PSO 3	#VAL UE!
3	CO 1	3	9	3	9	3	9	3	9	3	9	3	9	3	9	3	9	3	9	3	9	3	9
3	CO 2	3	9	2	6	2	6	2	6	2	6	2	6	3	9	3	9	3	9	3	9	2	6
3	CO 3	3	9	2	6	2	6	2	6	2	6	2	6	3	9	3	9	3	9	3	9	2	6
3	CO 4	3	9	2	6	2	6	2	6	2	6	2	6	3	9	3	9	3	9	3	9	2	6
2.5	CO 5	2	5	1	2.5	1	2.5	1	2.5	1	2.5	1	2.5	2	5	2	5	2	5	2	5	1	2.5
14.5			41		29.5		29.5		29.5		29.5		29.5		41		41		41		41		29.5
			2.827586	0	2.034483	0	2.034483	0	2.034483	0	2.034483	0	2.034483	0	2.827586	0	2.827586	0	2.827586	0	2.827586	0	2.034483



5	21PGDM 030	Neelam Shiva Rama Krishna	4	4	0	3	9	0	8	9	0	4	4	3	6	9	0	8	7	29	9	24	5	8	7	17	2	Financ e
6	21PGDM 031	Nikhil G	3	3	0	4	8	4	0	7	3	2	2	0	0	8	7	8	10	28	9	20	4	7	8	17	1	Financ e
7	21PGDM 039	Saurav Joshi	5	2	0	3	8	5	0	7	3	3	0	5	0	5	5	9	10	30	10	20	3	11	7	15	1	Financ e
8	21PGDM 040	Shaik Mohamma d Firoz	4	0	4	3	5	0	6	8	2	0	4	2	6	7	0	11	10	31	10	19	5	9	9	15	2	Financ e

TEE

PS O																										
PO																										
CO			CO 1	CO 2	CO 2	CO 3	CO 1	CO 3	CO 5	CO 5	CO 4	CO 1	CO 2	CO 3	CO 1	CO4	CO 1*	CO 2*	CO 3*	CO 4*	CO 5*					
			SECTION 1					SECTION 2					SECTIO N 3	30	20	25	30	20								
SN O	SRN NO	NAME	1	2	3	4	5	6	7	8	9	10	11	12	13	14										SPECIALIZA TION
1	21PGDM 002	Bandela Gangadhar	6	2	4	6	6	9	0	10	7	8	0	0	8	10	28	6	15	17	10					Finance
2	21PGDM 003	Bathula Leela Ram	5	3	6	3	2	6	8	8	0	0	7	6	0	12	7	16	15	12	16					Finance
3	21PGDM 014	Debu Kar	3	6	3	2	6	8	10	10	0	6	0	5	0	6	15	9	15	6	20					Finance
4	21PGDM 028	Marrikunta Kartheek Reddy	5	6	5	2	3	9	9	0	5	0	4	0	6	8	14	15	11	13	9					Finance
5	21PGDM 030	Neelam Shiva Rama Krishna	5	2	3	2	5	0	6	7	0	7	0	9	10	0	27	5	11	0	13					Finance
6	21PGDM 031	Nikhil G	4	6	2	3	6	0	0	6	10	8	0	5	4	8	22	8	8	18	6					Finance
7	21PGDM 039	Saurav Joshi	2	3	5	2	2	4	0	9	8	9	0	0	5	6	18	8	6	14	9					Finance

8	21PGDM 040	Shaik Mohammad Firoz	6	5	3	4	5	4	0	7	0	0	9	8	4	8	15	17	16	8	7	Finance
---	---------------	-------------------------	---	---	---	---	---	---	---	---	---	---	---	---	---	---	----	----	----	---	---	---------

SNO	SRN NO	NAME	TEE					DTE					TOTAL					SPECIALIZATION
			CO1	CO2	CO3	CO4	CO5	CO1	CO2	CO3	CO4	CO5	CO1	CO2	CO3	CO4	CO5	
1	21PGDM002	Bandela Gangadhar	28	6	15	17	10	25	30	6	23	17	53	36	21	40	27	Finance
2	21PGDM003	Bathula Leela Ram	7	16	15	12	16	29	23	12	20	7	36	39	27	32	23	Finance
3	21PGDM014	Debu Kar	15	9	15	6	20	24	14	8	17	17	39	23	23	23	37	Finance
4	21PGDM028	Marrikunta Kartheek Reddy	14	15	11	13	9	27	19	8	21	20	41	34	19	34	29	Finance
5	21PGDM030	Neelam Shiva Rama Krishna	27	5	11	0	13	29	24	8	17	21	56	29	19	17	34	Finance
6	21PGDM031	Nikhil G	22	8	8	18	6	28	20	7	17	18	50	28	15	35	24	Finance
7	21PGDM039	Saurav Joshi	18	8	6	14	9	30	20	11	15	14	48	28	17	29	23	Finance
8	21PGDM040	Shaik Mohammad Firoz	15	17	16	8	7	31	19	9	15	22	46	36	25	23	29	Finance

	DTE					TEE				
	CO1	CO2	CO3	CO4	CO5	CO1	CO2	CO3	CO4	CO5
MARKS OF CO	37	30	15	35	27	30	20	25	30	20
TARGET	0.4	0.4	0.4	0.4	0.4	0.4	0.4	0.4	0.4	0.4
TARGET MARKS	14	12	6	14	10	12	8	10	12	8
>TARGET	8	8	7	8	7	7	4	6	4	6
Total no of students	8	8	8	8	8	8	8	8	8	8
% of students more than target	100	100	87.5	100	87.5	87.5	50	75	50	75
co attainment level	3	3	3	3	3	3	2	3	2	3

FINAL CO	CO1	CO2	CO3	CO4	CO5
IA	3	3	3	3	3
TEE	3	2	3	2	3
50% OF IA	1.5	1.5	1.5	1.5	1.5
50% OF TEE	1.5	1	1.5	1	1.5
FINAL CO	3	2.5	3	2.5	3

BEHAVIORAL FINANCE

Column 1	CO S	P O 1	#VAL UE!	P O 2	#VAL UE!	P O 3	#VAL UE!	P O 4	#VAL UE!	P O 5	#VAL UE!	P O 6	#VAL UE!	PO 7	#VAL UE!	PO 8	#VAL UE!	PSO 1	#VAL UE!	PSO 2	#VAL UE!	PSO 3	#VAL UE!
3	CO 1	3	9	3	9	3	9	3	9	3	9	3	9	3	9	3	9	3	9	3	9	3	9
2.5	CO 2	3	7.5	2	5	2	5	2	5	2	5	2	5	3	7.5	3	7.5	3	7.5	3	7.5	2	5
3	CO 3	3	9	3	9	3	9	3	9	3	9	3	9	3	9	3	9	3	9	3	9	3	9
2.5	CO 4	3	7.5	2	5	2	5	2	5	2	5	2	5	3	7.5	3	7.5	3	7.5	3	7.5	2	5
3	CO 5	3	9	2	6	1	3	1	3	1	3	1	3	2	6	2	6	2	6	2	6	1	3
14			42		34		31		31		31		31		39		39		39		39		31
			3	0	2.428 571	0	2.214 286	0	2.214 286	0	2.214 286	0	2.214 286	0	2.785 714	0	2.785 714	0	2.785 714	0	2.785 714	0	2.214 286

5	21PGDM030	Neelam Shiva Rama Krishna	4	4	0	3	9	0	8	9	0	4	4	3	6	9	0	8	7	29	9	24	5	8	7	17	2	Financ
6	21PGDM031	Nikhil G	3	3	0	4	8	4	0	7	3	2	2	0	0	8	7	8	10	28	9	20	4	7	8	17	1	Financ
7	21PGDM039	Saurav Joshi	5	2	0	3	8	5	0	7	3	3	0	5	0	5	5	9	10	30	10	20	3	11	7	15	1	Financ
8	21PGDM040	Shaik Mohammad Firoz	4	0	4	3	5	0	6	8	2	0	4	2	6	7	0	11	10	31	10	19	5	9	9	15	2	Financ

TEE

PS	PO	CO	CO1	C O2	C O2	C O3	C O1	CO3	C O5	C O5	C O4	C O1	C O2	C O3	C O1	CO4	CO 1*	CO 2*	CO 3*	CO 4*	CO 5*	SPECIALIZATION
SN	SRN NO	NAME	SECTION 1					SECTION 2								SECTION 3	30	20	25	30	20	
1	21PGD M002	Bandela Gangadhar	6	2	4	6	6	9	0	10	7	8	0	0	8	10	28	6	15	17	10	Finance
2	21PGD M003	Bathula Leela Ram	5	3	6	3	2	6	8	8	0	0	7	6	0	12	7	16	15	12	16	Finance
3	21PGD M014	Debu Kar	3	6	3	2	6	8	10	10	0	6	0	5	0	6	15	9	15	6	20	Finance
4	21PGD M028	Marrikunta Kartheek Reddy	5	6	5	2	3	9	9	0	5	0	4	0	6	8	14	15	11	13	9	Finance
5	21PGD M030	Neelam Shiva Rama Krishna	5	2	3	2	5	0	6	7	0	7	0	9	10	0	27	5	11	0	13	Finance
6	21PGD M031	Nikhil G	4	6	2	3	6	0	0	6	10	8	0	5	4	8	22	8	8	18	6	Finance
7	21PGD M039	Saurav Joshi	2	3	5	2	2	4	0	9	8	9	0	0	5	6	18	8	6	14	9	Finance

8	21PGD M040	Shaik Mohammad Firoz	6	5	3	4	5	4	0	7	0	0	9	8	4	8	15	17	16	8	7	Finance
---	---------------	-------------------------	---	---	---	---	---	---	---	---	---	---	---	---	---	---	----	----	----	---	---	---------

SNO	SRN NO	NAME	TEE					DTE					TOTAL					SPECIALIZATION				
			CO1	CO2	CO3	CO4	CO5	CO1	CO2	CO3	CO4	CO5	CO1	CO2	CO3	CO4	CO5					
			30	20	25	30	20	37	30	15	35	27	67	50	40	65	47					
1	21PGDM002	Bandela Gangadhar	28	6	15	17	10	25	30	6	23	17	53	36	21	40	27	Finance				
2	21PGDM003	Bathula Leela Ram	7	16	15	12	16	29	23	12	20	7	36	39	27	32	23	Finance				
3	21PGDM014	Debu Kar	15	9	15	6	20	24	14	8	17	17	39	23	23	23	37	Finance				
4	21PGDM028	Marrikunta Kartheek Reddy	14	15	11	13	9	27	19	8	21	20	41	34	19	34	29	Finance				
5	21PGDM030	Neelam Shiva Rama Krishna	27	5	11	0	13	29	24	8	17	21	56	29	19	17	34	Finance				
6	21PGDM031	Nikhil G	22	8	8	18	6	28	20	7	17	18	50	28	15	35	24	Finance				
7	21PGDM039	Saurav Joshi	18	8	6	14	9	30	20	11	15	14	48	28	17	29	23	Finance				
8	21PGDM040	Shaik Mohammad Firoz	15	17	16	8	7	31	19	9	15	22	46	36	25	23	29	Finance				

	DTE					TEE				
	CO1	CO2	CO3	CO4	CO5	CO1	CO2	CO3	CO4	CO5
MARKS OF CO	37	30	15	35	27	30	20	25	30	20
TARGET	0.4	0.4	0.4	0.4	0.4	0.4	0.4	0.4	0.4	0.4
TARGET MARKS	14	12	6	14	10	12	8	10	12	8
>TARGET	8	8	7	8	7	7	4	6	4	6
Total no of students	8	8	8	8	8	8	8	8	8	8
% of students more than target	100	100	87.5	100	87.5	87.5	50	75	50	75
co attainment level	3	3	3	3	3	3	2	3	2	3

FINAL	CO1	CO2	CO3	CO4	CO5
CO					
IA	3	3	3	3	3
TEE	3	2	3	2	3
50% OF IA	1.5	1.5	1.5	1.5	1.5
50% OF TEE	1.5	1	1.5	1	1.5
FINAL CO	3	2.5	3	2.5	3

CORPORATE TAXATION FOR MANAGERS																							
Column 1	CO S	P O 1	#VAL UE!	P O 2	#VAL UE!	P O 3	#VAL UE!	P O 4	#VAL UE!	P O 5	#VAL UE!	P O 6	#VAL UE!	PO 7	#VAL UE!	PO 8	#VAL UE!	PSO 1	#VAL UE!	PSO 2	#VAL UE!	PSO 3	#VAL UE!
3	CO 1	3	9	3	9	3	9	3	9	2	6	2	6	3	9	3	9	3	9	3	9	2	6
2.5	CO 2	3	7.5	1	2.5	3	7.5	1	2.5	2	5	2	5	3	7.5	3	7.5	3	7.5	3	7.5	2	5
3	CO 3	3	9	2	6	3	9	2	6	2	6	2	6	2	6	2	6	3	9	3	9	2	6
2.5	CO 4	3	7.5	3	7.5	3	7.5	3	7.5	2	5	2	5	3	7.5	2	5	3	7.5	3	7.5	2	5
3	CO 5	3	9	2	6	3	9	2	6	3	9	3	9	2	6	2	6	3	9	3	9	2	6
14			42		31		42		31		31		31		36		33.5		42		42		28
			3	0	2,214	0	3	0	2,214	0	2,214	0	2,214	0	2,571	0	2,392	0	3	0	3	0	2
					286				286		286		286		429		857						

TEAM DYNAMICS AT WORK – DTE

(-) student has not attended the question. (*) Evaluation not completed for the script.																												
Exam Event	Subject	Exam Date	Evaluation																									
	TEAM DYNAMICS AT WORK	-	-																									
Serial NO	SRN	Section No	SECTION 1							SECTION 2	SECTION 3							ASIGN	TOTAL	SEMINAR	TOTAL	QUIZ	TOTAL	MOCK TEST	TOTAL			
			1	2	3	4	5	6	7		1	2	3	4	5	6	7										8	1
Question No	CO1	CO2	CO1	CO2	CO3	CO4	CO5	CO1	CO2	CO3	CO4	CO5	CO1	CO2	CO3	CO4	CO5	CO1	CO2	CO3	CO4	CO5						
Course Outcome																												
Program Outcome																												
Program Specific Outcome																												
NAME	-	-	-	-	-	-	-	-	-	-	-	-	-	-	-	-	-	37		30	15		35	27	SPECIALIZATION			
1	21PGDM01	Chippada Jahnasri	2	3	3	0	7	7	0	11	4	5	0	4	0	5	4	11	10	33	8	18	3	11	0	9	16	Human Resource
2	21PGDM01	Induru Girishma	2	2	5	0	8	0	8	6	5	5	5	0	7	0	4	6	9	30	10	20	4	9	0	16	11	Human Resource
3	21PGDM03	Ramanath ula Naveen	3	3	5	0	0	6	5	9	3	4	0	4	9	0	9	7	9	26	10	24	3	10	8	30	7	Human Resource

4	21PGDM04 1	Sheik Imran	2	0	4	5	6	5	0	11	2	4	0	4	4	4	0	7	7	30	7	17	5	11	4	12	1	1	Human Resour ce	
5	21PGDM04 2	SKVV Satya Rishitha	3	0	2	5	4	0	5	6	2	0	5	3	5	4	0	6	7	22	8	18	5	10	0	5	5	1	5	Human Resour ce
6	21PGDM04 7	Unnati Singh	4	5	3	0	0	8	7	6	4	3	3	0	0	4	7	7	10	23	8	28	4	8	0	10	4	1	4	Human resour ce

TEE

PS O	PO	CO	CO 1	CO 2	CO 2	CO 3	CO 1	CO 3	CO 5	CO 5	CO 4	CO 1	CO 2	CO 3	CO 1	CO4	CO1 *	CO2 *	CO3 *	CO4 *	CO5 *	SPECIALIZATI ON
SN O	SRN NO	NAME	1	2	3	4	5	6	7	8	9	10	11	12	13	14	30	20	25	30	20	
1	21PGDM 011	Chippada Jahnasri	4	5	3	6	2	6	7	5	10	5	0	0	0	18	11	8	12	28	12	Human Resource
2	21PGDM 016	Induru Girishma	5	4	3	4	6	0	10	8	5	8	0	10	0	20	19	7	14	25	18	Human Resource
3	21PGDM 036	Ramanathula Naveen	5	2	5	6	6	4	7	0	0	9	5	5	0	11	20	12	15	11	7	Human Resource
4	21PGDM 041	Sheik Imran	4	3	5	3	2	0	4	0	5	0	4	6	9	11	15	12	9	16	4	Human Resource
5	21PGDM 042	SKVV Satya Rishitha	4	5	2	2	3	7	0	6	6	0	0	10	7	16	14	7	19	22	6	Human Resource
6	21PGDM 047	Unnati Singh	3	3	3	3	4	0	4	6	7	0	9	5	0	16	7	15	8	23	10	Human resource

			30	20	25	30	20	37	30	15	35	27	67	50	40	65	47	
			TEE					DTE					TOTAL					
SNO	SRN NO	NAME	CO1	CO2	CO3	CO4	CO5	CO1	CO2	CO3	CO4	CO5	CO1	CO2	CO3	CO4	CO5	SPECIALIZATION

1	21PGDM011	Chippada Jahnasri	11	8	12	28	12	33	18	11	9	16	44	26	23	37	28	Human Resource
2	21PGDM016	Induru Girishma	19	7	14	25	18	30	20	9	16	11	49	27	23	41	29	Human Resource
3	21PGDM036	Ramanathula Naveen	20	12	15	11	7	26	24	10	30	7	46	36	25	41	14	Human Resource
4	21PGDM041	Sheik Imran	15	12	9	16	4	30	17	11	12	11	45	29	20	28	15	Human Resource
5	21PGDM042	SKVV Satya Rishitha	14	7	19	22	6	22	18	10	5	15	36	25	29	27	21	Human Resource
6	21PGDM047	Unnati Singh	7	15	8	23	10	23	28	8	10	14	30	43	16	33	24	Human resource

	DTE					TEE				
	CO1	CO2	CO3	CO4	CO5	CO1	CO2	CO3	CO4	CO5
MARKS OF CO	37	30	15	35	27	30	20	25	30	20
TARGET	0.4	0.4	0.4	0.4	0.4	0.4	0.4	0.4	0.4	0.4
TARGET MARKS	14	12	6	14	10	12	8	10	12	8
>TARGET	6	6	6	2	5	4	3	4	5	3
Total no of students	6	6	6	6	6	6	6	6	6	6
% of students more than target	100	100	100	33.33333	83.33333	66.66667	50	66.66667	83.33333	50
co attainment level	3	3	3	1	3	3	2	3	3	2

FINAL	CO1	CO2	CO3	CO4	CO5
CO					
IA	3	3	3	1	3
TEE	3	2	3	3	2
50% OF IA	1.5	1.5	1.5	0.5	1.5
50% OF TEE	1.5	1	1.5	1.5	1
FINAL CO	3	2.5	3	2	2.5
	2	3	3	3	2
	2.5	2.75	3	2.5	2.25

FINAL	CO1	CO2	CO3	CO4	CO5
CO					
IA	3	3	3	1	3
TEE	3	2	3	3	2

50% OF IA	1.5	1.5	1.5	0.5	1.5
50% OF TEE	1.5	1	1.5	1.5	1
FINAL CO	3	2.5	3	2	2.5
	2	3	3	3	2
	2.5	2.75	3	2.5	2.25

TEAM DYNAMICS AT WORK																								
Column 1	CO S	PO 1		PO 2		PO 3		PO 4		PO 5		PO 6		PO 7		PO 8		PSO 1		PSO 2		PSO 3		
2.5	CO 1	3	7.5	3	7.5	3	7.5	3	7.5	3	7.5	3	7.5	3	7.5	2	5	3	7.5	3	7.5	3	7.5	
2.75	CO 2	3	8.25	3	8.25	3	8.25	2	5.5	3	8.25	3	8.25	3	8.25	2	5.5	2	5.5	3	8.25	3	8.25	
3	CO 3	3	9	2	6	3	9	2	6	3	9	3	9	3	9	2	6	2	6	3	9	3	9	
2.5	CO 4	3	7.5	2	5	3	7.5	3	7.5	3	7.5	3	7.5	3	7.5	2	5	2	5	3	7.5	3	7.5	
2.25	CO 5	2	4.5	2	4.5	3	6.75	3	6.75	3	6.75	3	6.75	3	6.75	3	6.75	1	2.25	3	6.75	3	6.75	
13			36.75		31.25		39		33.25		39		39		39		28.25		26.25		39		39	
			2.8269 23	0	2.4038 46	0	3	0	2.5576 92	0	3	0	3	0	3	0	2.1730 77	0	2.0192 31	0	3	0	3	

4	21PGDM041	Sheik Imran	2	0	4	5	6	5	0	11	2	4	0	4	4	4	0	7	7	30	7	17	5	11	4	12	1	Human Resource
5	21PGDM042	SKVV Satya Rishitha	3	0	2	5	4	0	5	6	2	0	5	3	5	4	0	6	7	22	8	18	5	10	0	5	5	Human Resource
6	21PGDM047	Unnati Singh	4	5	3	0	0	8	7	6	4	3	3	0	0	4	7	7	10	23	8	28	4	8	0	10	4	Human resource

TEE

PSO	PO	CO	CO 1	CO 2	CO 2	CO 3	CO 1	CO 3	CO 5	CO 5	CO 4	CO 1	CO 2	CO 3	CO 1	CO4	CO1 *	CO2 *	CO3 *	CO4 *	CO5 *	SPECIALIZATION
SRN NO	NAME	1	2	3	4	5	6	7	8	9	10	11	12	13	14	30	20	25	30	20		
1	21PGDM011	Chippada Jahnasri	4	5	3	6	2	6	7	5	10	5	0	0	0	18	11	8	12	28	12	Human Resource
2	21PGDM016	Induru Girishma	5	4	3	4	6	0	10	8	5	8	0	10	0	20	19	7	14	25	18	Human Resource
3	21PGDM036	Ramanathula Naveen	5	2	5	6	6	4	7	0	0	9	5	5	0	11	20	12	15	11	7	Human Resource
4	21PGDM041	Sheik Imran	4	3	5	3	2	0	4	0	5	0	4	6	9	11	15	12	9	16	4	Human Resource
5	21PGDM042	SKVV Satya Rishitha	4	5	2	2	3	7	0	6	6	0	0	10	7	16	14	7	19	22	6	Human Resource
6	21PGDM047	Unnati Singh	3	3	3	3	4	0	4	6	7	0	9	5	0	16	7	15	8	23	10	Human resource

			30	20	25	30	20	37	30	15	35	27	67	50	40	65	47	
			TEE					DTE					TOTAL					
SNO	SRN NO	NAME	CO1	CO2	CO3	CO4	CO5	CO1	CO2	CO3	CO4	CO5	CO1	CO2	CO3	CO4	CO5	SPECIALIZATION

3	CO 1	3	9	3	9	3	9	3	9	3	9	3	9	3	9	3	9	3	9	3	9	3	9
2.75	CO 2	3	8.25	1	2.75	1	2.75	1	2.75	3	8.25	1	2.75	3	8.25	1	2.75	3	8.25	3	8.25	3	8.25
2.5	CO 3	3	7.5	2	5	2	5	2	5	3	7.5	2	5	3	7.5	2	5	3	7.5	3	7.5	3	7.5
2	CO 4	3	6	2	4	2	4	2	4	3	6	2	4	3	6	2	4	3	6	3	6	3	6
2.75	CO 5	3	8.25	2	5.5	2	5.5	2	5.5	3	8.25	2	5.5	3	8.25	2	5.5	3	8.25	3	8.25	3	8.25
13			39		26.25		26.25		26.25		39		26.25		39		26.25		39		39		39
			3	0	2.0192 31	0	2.0192 31	0	2.0192 31	0	3	0	2.0192 31	0	3	0	2.019 231	0	3	0	3	0	3

3	21PGDM036	Ramanathula Naveen	3	3	3	0	9	0	8	8	0	2	4	4	6	0	8	10	7	30	7	18	4	8	8	24	14	Human Resource
4	21PGDM041	Sheik Imran	0	5	4	2	0	6	7	10	2	2	3	0	0	9	8	7	8	22	7	27	4	6	8	18	9	Human Resource
5	21PGDM042	SKVV Satya Rishitha	5	3	4	0	7	0	5	9	2	2	0	5	0	9	8	7	8	33	8	16	3	10	7	17	6	Human Resource
6	21PGDM047	Unnati Singh	2	0	2	4	7	0	5	9	2	3	2	0	0	8	5	10	8	28	10	19	3	5	6	14	0	Human resource

TEE

PSO	PO	CO	CO 1	CO 2	CO 2	CO 3	CO 1	CO 3	CO 5	CO 5	CO 4	CO 1	CO 2	CO 3	CO 1	CO 4	CO 1	CO 2	CO 3	CO 4	CO 5	SPECIALIZATION
SN	SRN NO	NAME	SECTION 1					SECTION 2					SECTION 3	30	20	25	30	20				
1	21PGDM 011	Chippada Jahnasri	3	3	6	5	2	5	0	6	7	10	0	9	6	14	21	9	19	21	6	Human Resource
2	21PGDM 016	Induru Girishma	5	3	2	3	3	0	5	6	8	10	5	7	9	14	27	10	10	22	11	Human Resource
3	21PGDM 036	Ramanathula Naveen	4	2	6	3	2	10	0	5	6	8	5	4	4	11	18	13	17	17	5	Human Resource
4	21PGDM 041	Sheik Imran	3	4	3	6	6	0	5	8	0	8	6	4	4	13	21	13	10	13	13	Human Resource
5	21PGDM 042	SKVV Satya Rishitha	3	4	4	2	4	4	5	0	10	5	10	0	0	20	12	18	6	30	5	Human Resource

6	21PGDM 047	Unnati Singh	4	5	3	4	2	8	8	3	5	4	0	7	4	10	14	8	19	15	11	Human resource
---	---------------	--------------	---	---	---	---	---	---	---	---	---	---	---	---	---	----	----	---	----	----	----	-------------------

SNO	SRN NO	NAME	TEE					DTE					TOTAL					SPECIALIZATION					
			CO1	CO2	CO3	CO4	CO5	CO1	CO2	CO3	CO4	CO5	CO1	CO2	CO3	CO4	CO5						
			30	20	25	30	20	37	30	15	35	27	67	50	40	65	47						
1	21PGDM011	Chippada Jahnasri	21	9	19	21	6	30	21	8	19	23	51	30	27	40	29	Human Resource					
2	21PGDM016	Induru Girishma	27	10	10	22	11	31	15	5	21	23	58	25	15	43	34	Human Resource					
3	21PGDM036	Ramanathula Naveen	18	13	17	17	5	30	18	8	24	14	48	31	25	41	19	Human Resource					
4	21PGDM041	Sheik Imran	21	13	10	13	13	22	27	6	18	19	43	40	16	31	32	Human Resource					
5	21PGDM042	SKVV Satya Rishitha	12	18	6	30	5	33	16	10	17	16	45	34	16	47	21	Human Resource					
6	21PGDM047	Unnati Singh	14	8	19	15	11	28	19	5	14	20	42	27	24	29	31	Human resource					

MARKS OF CO	DTE					TEE				
	CO1	CO2	CO3	CO4	CO5	CO1	CO2	CO3	CO4	CO5
MARKS OF CO	37	30	15	35	27	30	20	25	30	20
TARGET	40%	40%	40%	40%	40%	40%	40%	40%	40%	40%
TARGET MARKS	14	12	6	14	10	12	8	10	12	8
>TARGET	6	6	3	5	6	5	5	3	6	3
Total no of students	6	6	6	6	6	6	6	6	6	6
% of students more than target	100	100	50	83.33333	100	83.33333	83.33333	50	100	50
co attainment level	3	3	2	3	3	3	3	2	3	2

FINAL	CO1	CO2	CO3	CO4	CO5
CO					
IA	3	3	2	3	3
TEE	3	3	2	3	2
50% OF IA	1.5	1.5	1	1.5	1.5
50% OF TEE	1.5	1.5	1	1.5	1
FINAL CO	3	3	2	3	2.5
	3	3	3	2	2.5
	3	3	2.5	2.5	2.5

INTERNATIONAL HUMAN RESOURCE MANAGEMENT																								
Column 1	COS	PO 1	#VAL UE!	PO 2	#VAL UE!	PO 3	#VAL UE!	PO 4	#VAL UE!	PO 5	#VAL UE!	PO 6	#VAL UE!	PO 7	#VAL UE!	PO 8	#VAL UE!	PS O 1	#VAL UE!	PS O 2	#VAL UE!	PS O 3	#VAL UE!	
3	CO1	2	6	3	9	3	9	3	9	3	9	3	9	3	9	3	9	3	9	3	9	3	9	
3	CO2	2	6	2	6	3	9	3	9	3	9	3	9	3	9	3	9	3	9	3	9	3	9	
2.5	CO3	3	7.5	3	7.5	2	5	2	5	2	5	2	5	3	7.5	3	7.5	3	7.5	3	7.5	2	5	
2.5	CO4	2	5	2	5	1	2.5	1	2.5	1	2.5	1	2.5	3	7.5	3	7.5	3	7.5	3	7.5	1	2.5	
2.5	CO5	2	5	1	2.5	1	2.5	1	2.5	1	2.5	1	2.5	3	7.5	3	7.5	3	7.5	3	7.5	1	2.5	
13.5			29.5		30		28		28		28		28		40.5		40.5		40.5		40.5		28	
			2.185 185	0	2.222 222	0	2.074 074	0	2.074 074	0	2.074 074	0	2.074 074	0		3	0	3	0	3	0	3	0	2.074 074

4	21PG DM0 41	Sheik Imran	5	2	0	3	4	0	7	7	2	0	4	2	7	0	9	10	9	25	8	20	4	8	8	24	1	4	Human Resource
5	21PG DM0 42	SKVV Satya Rishitha	3	3	0	5	0	6	8	7	2	3	0	3	8	6	0	9	9	19	9	31	5	10	11	22	1	5	Human Resource
6	21PG DM0 47	Unnati Singh	4	0	4	3	6	0	7	8	3	4	3	0	0	8	5	7	8	30	10	20	3	6	11	20	1	8	Human resource

TEE

PSO	PO	CO	CO1	CO2	CO2	CO3	CO1	CO3	CO5	CO5	CO4	CO1	CO2	CO3	CO1	CO4	CO1*	CO2*	CO3*	CO4*	CO5*	SPECIALIZATION
SN	SRN NO	NAME	1	2	3	4	5	6	7	8	9	10	11	12	13	14	30	20	25	30	20	
1	21PGDM 011	Chippada Jahnasri	5	2	5	6	6	0	4	6	6	0	5	4	0	13	11	12	10	19	10	Human Resource
2	21PGDM 016	Induru Girishma	6	6	6	2	4	0	0	6	0	8	0	9	9	15	27	12	11	15	6	Human Resource
3	21PGDM 036	Ramanathula Naveen	5	2	6	6	6	7	0	5	4	7	0	8	0	15	18	8	21	19	5	Human Resource
4	21PGDM 041	Sheik Imran	6	3	5	3	2	0	5	4	5	10	0	0	8	17	26	8	3	22	9	Human Resource
5	21PGDM 042	SKVV Satya Rishitha	5	5	5	6	3	10	0	5	0	0	4	4	5	10	13	14	20	10	5	Human Resource
6	21PGDM 047	Unnati Singh	5	5	4	2	6	0	8	8	0	6	10	0	9	19	26	19	2	19	16	Human resource

			30	20	25	30	20	37	30	15	35	27	67	50	40	65	47	
			TEE					DTE					TOTAL					
SNO	SRN NO	NAME	CO1	CO2	CO3	CO4	CO5	CO1	CO2	CO3	CO4	CO5	CO1	CO2	CO3	CO4	CO5	SPECIALIZATION

2.5	CO 3	2	5	3	7.5	3	7.5	3	7.5	3	7.5	3	7.5	3	7.5	3	7.5	3	7.5	3	7.5	3	7.5
3	CO 4	1	3	3	9	3	9	3	9	3	9	3	9	3	9	3	9	3	9	3	9	3	9
2.5	CO 5	3	7.5	2	5	2	5	3	7.5	2	5	2	5	2	5	2	5	3	7.5	3	7.5	3	7.5
14			30.5		36.5		36.5		42		36.5		36.5		36.5		36.5		42		42		42
			2.178		2.607		2.607				2.607		2.607		2.607		2.607						
			571	0	143	0	143	0	3	0	143	0	143	0	143	0	143	0	3	0	3	0	3

1	21PGDM 001	Anjali Karwa	5	5	2	3	6	0	5	0	7	9	0	5	7	10	27	7	8	17	5	Marketing
2	21PGDM 008	Channe Tanmay	5	4	2	6	5	5	0	9	0	0	4	6	10	15	20	10	17	15	9	Marketing
3	21PGDM 010	Cherukupalli Mrudu Manasa	4	3	4	4	4	7	5	0	9	4	0	7	0	10	12	7	18	19	5	Marketing
4	21PGDM 015	Dilip Kumar	2	5	5	2	5	5	10	10	9	0	6	0	0	17	7	16	7	26	20	Marketing
5	21PGDM 017	Jonathan Anthony Lobo	4	4	3	5	5	10	0	4	8	9	0	0	7	17	25	7	15	25	4	Marketing
6	21PGDM 018	Kambala Naga Siva Sankar Reddy	2	4	5	3	2	5	4	0	9	0	10	9	0	15	4	19	17	24	4	Marketing
7	21PGDM 023	Kodamanchili Pavan	5	5	2	3	2	9	8	7	10	0	0	0	6	19	13	7	12	29	15	Marketing
8	21PGDM 026	Mandava Yasaswi	2	6	3	4	3	0	6	10	8	0	0	8	7	20	12	9	12	28	16	Marketing
9	21PGDM 027	Manoj M	5	3	3	6	4	6	10	0	0	7	9	8	0	15	16	15	20	15	10	Marketing
10	21PGDM 032	Nikita Karmakar	5	6	5	6	4	0	0	8	10	8	0	4	7	8	24	11	10	18	8	Marketing
11	21PGDM 034	Palani Venkata Kumar	5	5	4	6	6	5	6	0	4	0	9	0	9	19	20	18	11	23	6	Marketing
12	21PGDM 038	Sakshi Rani	5	4	5	5	5	0	0	7	7	9	8	0	8	12	27	17	5	19	7	Marketing
13	21PGDM 044	Subham Dutta	2	5	2	6	3	0	0	6	5	6	0	10	6	13	17	7	16	18	6	Marketing
14	21PGDM 045	Tarun Saini	4	4	6	3	4	10	0	0	4	0	4	9	5	10	13	14	22	14	0	Marketing
15	21PGDM 048	Vuggina Vijaya Raju	4	2	5	2	5	0	0	10	5	0	7	5	4	20	13	14	7	25	10	Marketing

			30	20	25	30	20	37	30	15	35	27	67	50	40	65	47	
			TEE					DTE					TOTAL					
SN O	SRN NO	NAME	CO 1	CO 2	CO 3	CO 4	CO 5	CO 1	CO 2	CO 3	CO 4	CO 5	CO 1	CO 2	CO 3	CO 4	CO 5	SPECIALIZATIO N

TARGET MARKS	14	12	6	14	10	12	8	10	12	8
>TARGET	15	15	13	8	14	11	10	10	15	6
Total no of students	15	15	15	15	15	15	15	15	15	15
% of students more than target	100	100	86.66667	53.33333	93.33333	73.33333	66.66667	66.66667	100	40
co attainment level	3	3	3	2	3	3	3	3	3	1

FINAL					
CO	CO1	CO2	CO3	CO4	CO5
IA	3	3	3	2	3
TEE	3	3	3	3	1
50% OF IA	1.5	1.5	1.5	1	1.5
50% OF TEE	1.5	1.5	1.5	1.5	0.5
FINAL CO	3	3	3	2.5	2
	3	3	2	3	2.5
	3	3	2.5	2.75	2.25


B2B MARKETING																							
Column 1	C OS	PO 1		PO 2		PO 3		PO 4		PO 5		PO 6		PO 7		PO 8		PSO 1		PSO 2		PSO 3	
3	C O1	3	9	2	6	3	9	2	6	2	6	2	6	3	9	2	6	3	9	2	6	3	9
3	C O2	3	9	2	6	3	9	2	6	2	6	2	6	3	9	2	6	3	9	2	6	3	9
2.5	C O3	3	7.5	2	5	3	7.5	2	5	2	5	2	5	3	7.5	2	5	3	7.5	2	5	3	7.5
2.75	C O4	3	8.25	2	5.5	3	8.25	2	5.5	2	5.5	2	5.5	3	8.25	2	5.5	3	8.25	2	5.5	3	8.25
2.25	C O5	3	6.75	2	4.5	2	4.5	1	2.25	1	2.25	1	2.25	2	4.5	1	2.25	2	4.5	1	2.25	2	4.5
13.5			40.5		27		38.25		24.75		24.75		24.75		38.25		24.75		38.25		24.75		38.25
			3	0	2	0	2.833333	0	1.833333	0	1.833333	0	1.833333	0	2.833333	0	1.833333	0	2.833333	0	1.833333	0	2.833333

RETAIL MARKETING – DTE

(-) student has not attended the question. (*) Evaluation not completed for the script.																												
Exam Event	Subject	Exam Date	Evaluation																									
	RETAIL MARKETING	-	-																									
Serial NO	SRN	Section No	SECTION 1							SECTION 2	SECTION 3							AS SIGN	T O T A L	S E M I N A R	T O T A L	Q U I Z	T O T A L	M O C K T E S T	T O T A L	C O S		
			1	2	3	4	5	6	7		8	1	2	3	4	5	6										7	8
		Question No																										
		Course Outcome	CO1	C O 2	C O 1	C O 2	C O 1	C O 2	C O 2	CO1	C O 3	C O 4	C O 5	C O 3	C O 4	C O 5	C O 4	C O 5										
		Program Outcome																										
		Program Specific Outcome																										
		NAME	-	-	-	-	-	-	-	-	-	-	-	-	-	-		37		30		15		35	27	SPECIALIZATION		
1	21PGD M001	Anjali Karwa	2	4	0	2	7	0	8	10	2	3	0	2	7	0	5	11	9	28	8	22	5	9	7	22	1	Marketing
2	21PGD M008	Channe Tanmay	4	4	0	3	9	7	0	7	3	4	0	5	0	7	9	0	7	27	9	23	5	13	8	21	7	Marketing
3	21PGD M010	Cherukupalli Mrudu Manasa	0	2	2	5	7	0	4	7	2	3	0	2	5	8	0	3	7	23	10	21	5	9	8	16	1	Marketing
4	21PGD M015	Dilip Kumar	3	4	2	0	4	0	9	10	0	5	1	2	0	5	5	2	9	28	10	23	3	5	6	16	8	Marketing

1	21PGDM 001	Anjali Karwa	2	3	2	2	5	0	9	0	6	0	5	0	9	10	16	10	2	16	9	Marketing
2	21PGDM 005	Channe Tanmay	5	2	4	2	5	7	0	0	7	10	2	8	0	20	20	8	17	27	0	Marketing
3	21PGDM 006	Cherukupalli Mrudu Manasa	5	5	2	4	3	0	6	2	7	5	0	0	7	17	20	7	4	24	8	Marketing
4	21PGDM 010	Chaitanya Kumar	4	4	3	2	5	0	0	4	6	5	2	9	0	14	14	9	11	20	4	Marketing
5	21PGDM 017	Chaitanya Kumar	4	6	5	3	3	0	0	0	6	0	5	8	0	15	7	10	11	21	0	Marketing
6	21PGDM 018	Chaitanya Kumar Sankar Reddy	4	5	2	6	3	7	0	0	0	10	2	4	9	16	26	9	17	16	0	Marketing
7	21PGDM 023	Kodamanchilli Pavan	2	5	4	3	3	0	7	2	0	3	2	0	6	17	14	11	3	17	9	Marketing
8	21PGDM 026	Mandava Yasaswi	6	4	2	2	3	10	0	5	7	0	4	10	0	12	9	10	22	19	5	Marketing
9	21PGDM 027	Manoj M	3	6	2	5	2	5	5	4	5	0	0	0	3	18	8	8	10	23	9	Marketing
10	21PGDM 032	Nikita Karmakar	2	2	4	4	3	0	7	2	0	0	5	4	2	9	7	11	8	9	9	Marketing
11	21PGDM 034	Dakshin Venkata Kumar	4	4	3	2	2	0	9	4	6	0	0	6	2	13	8	7	8	19	13	Marketing
12	21PGDM 038	Sakshi Rani	2	6	0	4	4	0	10	2	8	7	0	0	4	11	17	6	4	19	12	Marketing
13	21PGDM 044	Subham Dutta	5	6	3	5	2	10	0	9	0	4	2	5	0	15	11	11	20	15	9	Marketing
14	21PGDM 045	Tarun Saini	4	5	2	2	4	4	7	0	7	4	0	8	0	13	12	7	14	20	7	Marketing
15	21PGDM 048	Vuggina Vijaya Raju	6	4	4	2	4	5	5	9	0	6	0	6	0	11	16	8	13	11	14	Marketing

SN	SRN NO	NAME	TEE					DTE					TOTAL					SPECIALIZATION
			CO 1	CO 2	CO 3	CO 4	CO 5	CO 1	CO 2	CO 3	CO 4	CO 5	CO 1	CO 2	CO 3	CO 4	CO 5	
			30	20	25	30	20	37	30	15	35	27	67	50	40	65	47	



TARGET MARKS	14	12	6	14	10	12	8	10	12	8
>TARGET	15	15	14	13	8	8	8	8	13	8
Total no of students	15	15	15	15	15	15	15	15	15	15
% of students more than target	100	100	93.33333	86.66667	53.33333	53.33333	53.33333	53.33333	86.66667	53.33333
co attainment level	3	3	3	3	2	2	2	2	3	2

FINAL					
CO	CO1	CO2	CO3	CO4	CO5
IA	3	3	3	3	2
TEE	2	2	2	3	2
50% OF IA	1.5	1.5	1.5	1.5	1
50% OF TEE	1	1	1	1.5	1
FINAL CO	2.5	2.5	2.5	3	2
	3	3	2.5	2	2
	2.75	2.75	2.5	2.5	2

RETAIL MARKETING																							
Column 1	C OS	PO 1	#VAL UE!	PO 2	#VAL UE!	PO 3	#VAL UE!	PO 4	#VAL UE!	PO 5	#VAL UE!	PO 6	#VAL UE!	PO 7	#VAL UE!	PO 8	#VAL UE!	PS O 1	#VAL UE!	PS O 2	#VAL UE!	PS O 3	#VAL UE!
2.75	CO 1	3	8.25	3	8.25	1	2.75	3	8.25	3	8.25	2	5.5	3	8.25	3	8.25	3	8.25	2	5.5	2	5.5
2.75	CO 2	3	8.25	3	8.25	1	2.75	2	5.5	2	5.5	2	5.5	2	5.5	2	5.5	3	8.25	2	5.5	2	5.5
2.5	CO 3	3	7.5	3	7.5	3	7.5	3	7.5	3	7.5	2	5	3	7.5	3	7.5	3	7.5	2	5	2	5
2.5	CO 4	3	7.5	3	7.5	3	7.5	3	7.5	2	5	2	5	2	5	2	5	3	7.5	2	5	2	5
2	CO 5	3	6	3	6	3	6	3	6	3	6	2	4	2	4	3	6	3	6	2	4	2	4
12.5			37.5		37.5		26.5		34.75		32.25		25		30.25		32.25		37.5		25		25

			3	0	3	0	2.12	0	2.78	0	2.58	0	2	0	2.42	0	2.58	0	3	0	2	0	2
--	--	--	---	---	---	---	------	---	------	---	------	---	---	---	------	---	------	---	---	---	---	---	---

SN O	SRN NO	NAME	1	2	3	4	5	6	7	8	9	10	11	12	13	14							SPECIALIZA TION
1	21PGDM 001	Anjali Karwa	4	5	3	5	3	4	0	0	0	4	9	8	0	11	11	17	17	11	0	Marketing	
2	21PGDM 008	Channe Tanmay	3	2	4	5	2	0	6	4	7	0	10	6	0	12	5	16	11	19	10	Marketing	
3	21PGDM 010	Cherukupalli Mrudu Manasa	2	5	2	5	4	5	10	0	0	8	7	8	0	20	14	14	18	20	10	Marketing	
4	21PGDM 015	Dilip Kumar	4	6	2	6	5	0	0	0	9	9	9	7	6	13	24	17	13	22	0	Marketing	
5	21PGDM 017	Jonathan Anthony Lobo	5	4	3	3	6	4	0	0	10	5	4	0	6	16	22	11	7	26	0	Marketing	
6	21PGDM 018	Kambala Naga Siva Sankar Reddy	3	6	4	3	6	9	9	0	0	10	10	4	0	17	19	20	16	17	9	Marketing	
7	21PGDM 023	Kodamanchili Pavan	5	4	2	3	4	5	0	0	9	8	9	7	0	9	17	15	15	18	0	Marketing	
8	21PGDM 026	Mandava Yasaswi	6	5	4	4	4	0	0	0	0	5	0	10	7	16	22	9	14	16	0	Marketing	
9	21PGDM 027	Manoj M	2	4	3	6	2	6	5	0	9	10	0	8	0	12	14	7	20	21	5	Marketing	
10	21PGDM 032	Nikita Karmakar	2	2	6	5	2	10	2	6	8	0	0	0	10	19	14	8	15	27	8	Marketing	
11	21PGDM 034	Palani Venkata Kumar	5	6	4	6	4	0	0	7	6	0	8	10	6	20	15	18	16	26	7	Marketing	
12	21PGDM 038	Sakshi Rani	2	6	4	5	4	10	0	9	10	0	0	4	9	14	15	10	19	24	9	Marketing	
13	21PGDM 044	Subham Dutta	5	5	6	4	6	6	2	5	0	10	0	10	0	17	21	11	20	17	7	Marketing	
14	21PGDM 045	Tarun Saini	5	3	3	5	5	4	10	5	0	8	10	0	0	15	18	16	9	15	15	Marketing	
15	21PGDM 048	Vuggina Vijaya Raju	2	5	3	4	5	0	2	5	7	0	0	7	7	17	14	8	11	24	7	Marketing	

			30	20	25	30	20	37	30	15	35	27	67	50	40	65	47					
			TEE					DTE					TOTAL									

SN O	SRN NO	NAME	CO 1	CO 2	CO 3	CO 4	CO 5	CO 1	CO 2	CO 3	CO 4	CO 5	CO 1	CO 2	CO 3	CO 4	CO 5	SPECIALIZATIO N
1	21PGDM00 1	Anjali Karwa	11	17	17	11	0	21	28	9	17	17	32	45	26	28	17	Marketing
2	21PGDM00 8	Channe Tanmay	5	16	11	19	10	32	16	8	33	12	37	32	19	52	22	Marketing
3	21PGDM01 0	Cherukupalli Mrudu Manasa	14	14	18	20	10	23	23	14	17	15	37	37	32	37	25	Marketing
4	21PGDM01 5	Dilip Kumar	24	17	13	22	0	29	20	11	11	21	53	37	24	33	21	Marketing
5	21PGDM01 7	Jonathan Anthony Lobo	22	11	7	26	0	21	23	12	23	16	43	34	19	49	16	Marketing
6	21PGDM01 8	Kambala Naga Siva Sankar Reddy	19	20	16	17	9	24	25	10	15	20	43	45	26	32	29	Marketing
7	21PGDM02 3	Kodamanchili Pavan	17	15	15	18	0	24	24	7	18	21	41	39	22	36	21	Marketing
8	21PGDM02 6	Mandava Yasaswi	22	9	14	16	0	30	20	8	29	14	52	29	22	45	14	Marketing
9	21PGDM02 7	Manoj M	14	7	20	21	5	26	26	7	25	12	40	33	27	46	17	Marketing
10	21PGDM03 2	Nikita Karmakar	14	8	15	27	8	21	31	13	15	16	35	39	28	42	24	Marketing
11	21PGDM03 4	Palani Venkata Kumar	15	18	16	26	7	26	22	7	20	19	41	40	23	46	26	Marketing
12	21PGDM03 8	Sakshi Rani	15	10	19	24	9	27	17	8	18	18	42	27	27	42	27	Marketing
13	21PGDM04 4	Subham Dutta	21	11	20	17	7	25	19	13	20	13	46	30	33	37	20	Marketing
14	21PGDM04 5	Tarun Saini	18	16	9	15	15	28	18	7	24	10	46	34	16	39	25	Marketing
15	21PGDM04 8	Vuggina Vijaya Raju	14	8	11	24	7	24	26	6	20	19	38	34	17	44	26	Marketing

	DTE					TEE				
	CO1	CO2	CO3	CO4	CO5	CO1	CO2	CO3	CO4	CO5
MARKS OF CO	37	30	15	35	27	30	20	25	30	20

TARGET	0.4	0.4	0.4	0.4	0.4	0.4	0.4	0.4	0.4	0.4	0.4
TARGET MARKS	14	12	6	14	10	12	8	10	12	8	8
>TARGET	15	15	14	14	14	13	12	13	14	14	5
Total no of students	15	15	15	15	15	15	15	15	15	15	15
% of students more than target	100	100	93.33333	93.33333	93.33333	86.66667	80	86.66667	93.33333	33.33333	33.33333
co attainment level	3	3	3	3	3	3	3	3	3	3	1

FINAL					
CO	CO1	CO2	CO3	CO4	CO5
IA	3	3	3	3	3
TEE	3	3	3	3	1
50% OF IA	1.5	1.5	1.5	1.5	1.5
50% OF TEE	1.5	1.5	1.5	1.5	0.5
FINAL CO	3	3	3	3	2
	3	3	2.5	3	2.5
	3	3	2.75	3	2.25

INTERNATIONAL MARKETING																							
Colu mn 1	C O S	PO 1	#VAL UE!	PO 2	#VAL UE!	PO 3	#VAL UE!	PO 4	#VAL UE!	PO 5	#VAL UE!	PO 6	#VAL UE!	PO 7	#VAL UE!	PO 8	#VAL UE!	PS O 1	#VAL UE!	PS O 2	#VAL UE!	PS O 3	#VAL UE!
3	CO 1	3	9	3	9	3	9	3	9	2	6	2	6	3	9	2	6	2	6	2	6	3	9
3	CO 2	3	9	3	9	2	6	3	9	2	6	2	6	3	9	2	6	2	6	2	6	3	9
2.75	CO 3	3	8.25	3	8.25	3	8.25	3	8.25	3	8.25	3	8.25	3	8.25	3	8.25	3	8.25	2	5.5	2	5.5
3	CO 4	3	9	2	6	3	9	3	9	3	9	2	6	3	9	3	9	2	6	2	6	3	9

2.25	C O S	3	6.75	3	6.75	2	4.5	3	6.75	2	4.5	3	6.75										
14			42		39		36.75		42		33.75		33		39.75		33.75		33		30.25		37
			3	0	2.785 714	0	2.625	0	3	0	2.410 714	0	2.357 143	0	2.839 286	0	2.410 714	0	2.357 143	0	2.160 714	0	2.642 857

PRODUCT & BRAND MANAGEMENT – DTE

(-) student has not attended the question. (*) Evaluation not completed for the script.

Exam Event	Subject	Exam Date	Evaluation																																
				SECTION 2								SECTION 3								AS S I G N	T O T A L	S E M I N A R	T O T A L	Q U I Z E	T O T A L	M O D E L	T O T A L	C O S							
SRN	Section No	Section 1				SECTION 2				Section 1				Section 2				SEC TIO N 3	CO 1										CO 1*	CO 2	CO 2*	CO 3	CO 3*	CO4	CO4*
Serial NO	SRN	Section No	1	2	3	4	5	6	7	8	1	2	3	4	5	6	7	8	CO 1	CO 1*	CO 2	CO 2*	CO 3	CO 3*	CO4	CO4*	CO5								
		Question No	1	2	3	4	5	6	7	8	1	2	3	4	5	6	7	8																	
		Course Outcome	CO1	C O 2	C O 1	C O 2	C O 1	C O 2	C O 2	CO1	C O 3	C O 4	C O 5	C O 3	C O 4	C O 5	C O 4	CO5																	
		Program Outcome																																	
		Program Specific Outcome																																	
		NAME	-	-	-	-	-	-	-	-	-	-	-	-	-	-	-	-																	
																			37			30		15		35	2 7	SPECI ALIZA TION							
1	21PGDM001	Anjali Karwa	3	3	0	5	0	5	8	11	0	4	4	2	9	9	0	11	7	21	9	30	3	5	7	20	2 4	Marke ting							
2	21PGDM008	Channe Tanmay	4	4	2	0	9	5	0	10	5	2	0	4	4	0	7	11	7	32	9	18	3	12	0	13	1 1	Marke ting							
3	21PGDM010	Cherukupalli Mrudu Manasa	4	0	5	4	0	5	6	6	5	2	0	3	0	7	4	8	7	22	9	24	3	11	9	15	1 5	Marke ting							

4	21PGDM015	Dilip Kumar	3	4	3	0	8	0	8	7	2	3	0	4	0	9	9	6	7	28	7	19	5	11	0	12	1	Marke ting
5	21PGDM017	Jonathan Anthony Lobo	4	0	3	2	7	9	0	8	5	5	5	0	0	4	7	7	10	32	10	21	5	10	6	18	1	Marke ting
6	21PGDM018	Kambala Naga Siva Sankar Reddy	0	2	2	2	8	7	0	10	3	3	3	0	7	0	7	10	8	28	7	18	3	6	4	21	1	Marke ting
7	21PGDM023	Kodamanchil i Pavan	0	4	5	2	4	7	0	7	4	0	3	5	0	5	8	7	10	26	7	20	3	10	7	15	1	Marke ting
8	21PGDM026	Mandava Yasaswi	3	5	0	3	5	5	0	11	4	3	5	0	9	7	0	7	9	28	7	20	4	8	0	12	1	Marke ting
9	21PGDM027	Manoj M	4	5	0	5	4	0	6	11	2	0	3	5	4	0	7	9	7	26	10	26	3	10	7	18	1	Marke ting
10	21PGDM032	Nikita Karmakar	3	2	2	0	4	9	0	8	2	5	0	4	5	4	0	9	10	27	9	20	5	11	0	10	1	Marke ting
11	21PGDM034	Palani Venkata Kumar	4	2	0	2	8	8	0	6	0	4	5	5	9	6	0	6	10	28	10	22	3	8	8	21	1	Marke ting
12	21PGDM038	Sakshi Rani	0	3	5	2	0	5	7	11	3	2	0	3	0	7	9	6	10	26	10	27	5	11	0	11	1	Marke ting
13	21PGDM044	Subham Dutta	5	4	0	2	8	0	9	9	2	0	3	3	0	7	4	8	8	30	10	25	3	8	0	4	1	Marke ting
14	21PGDM045	Tarun Saini	4	2	0	4	7	5	0	9	4	4	0	2	7	0	5	6	9	29	9	20	5	11	0	16	6	Marke ting
15	21PGDM048	Vuggina Vijaya Raju	5	0	2	4	6	7	0	6	4	4	2	0	0	9	5	11	7	26	10	21	5	9	0	9	2	Marke ting

TEE

PS																												
O																												
PO																												
CO			CO	CO	CO	CO	CO	CO	CO	CO	CO	CO	CO	CO	CO	CO	CO	CO	CO	CO	CO	CO	CO	CO	CO	CO	CO	CO
			1	2	2	3	1	3	5	5	4	1	2	3	1	CO4	CO	CO	CO	CO	CO	CO	CO	CO	CO	CO	CO	CO
																	1*	2*	3*	4*	5*							

SN O	SRN NO	NAME	SECTION 1					SECTION 2							SECTION N 3	30	20	25	30	20	SPECIALIZA TION	
			1	2	3	4	5	6	7	8	9	10	11	12								13
1	21PGDM 001	Anjali Karwa	5	5	2	3	6	0	5	0	7	9	0	2	7	10	27	7	5	17	5	Marketing
2	21PGDM 008	Channe Tanmay	5	4	2	6	5	5	0	9	0	0	4	0	10	15	20	10	11	15	9	Marketing
3	21PGDM 010	Cherukupalli Mrudu Manasa	4	3	4	4	4	7	5	0	9	4	0	0	0	10	12	7	11	19	5	Marketing
4	21PGDM 015	Dilip Kumar	2	5	5	2	5	5	10	10	9	0	6	0	0	17	7	16	7	26	20	Marketing
5	21PGDM 017	Jonathan Anthony Lobo	4	4	3	5	5	5	5	4	8	9	0	0	7	17	25	7	10	25	9	Marketing
6	21PGDM 018	Kambala Naga Siva Sankar Reddy	2	4	5	3	2	5	4	0	9	0	10	5	0	15	4	19	13	24	4	Marketing
7	21PGDM 023	Kodamanchili Pavan	5	5	2	3	2	4	8	7	10	0	0	0	6	19	13	7	7	29	15	Marketing
8	21PGDM 026	Mandava Yasaswi	2	6	3	4	3	0	6	10	8	0	0	5	7	20	12	9	9	28	16	Marketing
9	21PGDM 027	Manoj M	5	3	3	6	4	10	10	0	0	7	9	5	0	15	16	15	21	15	10	Marketing
10	21PGDM 032	Nikita Karmakar	5	6	5	6	4	10	0	8	10	8	0	4	7	8	24	11	20	18	8	Marketing
11	21PGDM 034	Palani Venkata Kumar	5	5	4	6	6	5	6	0	4	0	9	0	9	19	20	18	11	23	6	Marketing
12	21PGDM 038	Sakshi Rani	5	4	5	5	5	0	0	7	7	9	8	0	8	12	27	17	5	19	7	Marketing
13	21PGDM 044	Subham Dutta	2	5	2	6	3	0	0	6	5	6	0	5	6	13	17	7	11	18	6	Marketing
14	21PGDM 045	Tarun Saini	4	4	6	3	4	5	0	0	4	0	4	5	5	10	13	14	13	14	0	Marketing
15	21PGDM 048	Vuggina Vijaya Raju	4	2	5	2	5	0	0	10	5	0	7	5	4	20	13	14	7	25	10	Marketing

			30	20	25	30	20	37	30	15	35	27	67	50	40	65	47	
--	--	--	----	----	----	----	----	----	----	----	----	----	----	----	----	----	----	--


SN O	SRN NO	NAME	TEE					DTE					TOTAL					SPECIALIZATIO N
			CO 1	CO 2	CO 3	CO 4	CO 5	CO 1	CO 2	CO 3	CO 4	CO 5	CO 1	CO 2	CO 3	CO 4	CO 5	
1	21PGDM00 1	Anjali Karwa	27	7	5	17	5	21	30	5	20	24	48	37	10	37	29	Marketing
2	21PGDM00 8	Channe Tanmay	20	10	11	15	9	32	18	12	13	11	52	28	23	28	20	Marketing
3	21PGDM01 0	Cherukupalli Mrudu Manasa	12	7	11	19	5	22	24	11	15	15	34	31	22	34	20	Marketing
4	21PGDM01 5	Dilip Kumar	7	16	7	26	20	28	19	11	12	15	35	35	18	38	35	Marketing
5	21PGDM01 7	Jonathan Anthony Lobo	25	7	10	25	9	32	21	10	18	16	57	28	20	43	25	Marketing
6	21PGDM01 8	Kambala Naga Siva Sankar Reddy	4	19	13	24	4	28	18	6	21	13	32	37	19	45	17	Marketing
7	21PGDM02 3	Kodamanchili Pavan	13	7	7	29	15	26	20	10	15	15	39	27	17	44	30	Marketing
8	21PGDM02 6	Mandava Yasaswi	12	9	9	28	16	28	20	8	12	19	40	29	17	40	35	Marketing
9	21PGDM02 7	Manoj M	16	15	21	15	10	26	26	10	18	12	42	41	31	33	22	Marketing
10	21PGDM03 2	Nikita Karmakar	24	11	20	18	8	27	20	11	10	13	51	31	31	28	21	Marketing
11	21PGDM03 4	Palani Venkata Kumar	20	18	11	23	6	28	22	8	21	17	48	40	19	44	23	Marketing
12	21PGDM03 8	Sakshi Rani	27	17	5	19	7	26	27	11	11	13	53	44	16	30	20	Marketing
13	21PGDM04 4	Subham Dutta	17	7	11	18	6	30	25	8	4	18	47	32	19	22	24	Marketing
14	21PGDM04 5	Tarun Saini	13	14	13	14	0	29	20	11	16	6	42	34	24	30	6	Marketing
15	21PGDM04 8	Vuggina Vijaya Raju	13	14	7	25	10	26	21	9	9	22	39	35	16	34	32	Marketing

		DTE					TEE				
		CO1	CO2	CO3	CO4	CO5	CO1	CO2	CO3	CO4	CO5

MARKS OF CO	37	30	15	35	27	30	20	25	30	20
TARGET	0.4	0.4	0.4	0.4	0.4	0.4	0.4	0.4	0.4	0.4
TARGET MARKS	14	12	6	14	10	12	8	10	12	8
>TARGET	15	15	13	8	14	11	10	8	15	7
Total no of students	15	15	15	15	15	15	15	15	15	15
% of students more than target	100	100	86.66667	53.33333	93.33333	73.33333	66.66667	53.33333	100	46.66667
co attainment level	3	3	3	2	3	3	3	2	3	1

FINAL					
CO	CO1	CO2	CO3	CO4	CO5
IA	3	3	3	2	3
TEE	3	3	2	3	1
50% OF IA	1.5	1.5	1.5	1	1.5
50% OF TEE	1.5	1.5	1	1.5	0.5
FINAL CO	3	3	2.5	2.5	2

PRODUCT & BRAND MANAGEMENT																								
Colu mn 1	CO S	P O 1	#VAL UE!	P O 2	#VAL UE!	P O 3	#VAL UE!	P O 4	#VAL UE!	P O 5	#VAL UE!	P O 6	#VAL UE!	PO 7	#VALU EI	PO 8	#VALU EI	PSO 1	#VAL UE!	PSO 2	#VAL UE!	PSO 3	#VALU EI	
3	CO 1	3	9	3	9	2	6	3	9	3	9	3	9	3	9	2	6	3	9	2	6	3	9	
3	CO 2	2	6	3	9	2	6	3	9	3	9	3	9	2	6	2	6	3	9	2	6	3	9	
2.5	CO 3	3	7.5	3	7.5	3	7.5	1	2.5	1	2.5	3	7.5	1	2.5	3	7.5	3	7.5	2	5	1	2.5	
2.5	CO 4	3	7.5	3	7.5	3	7.5	1	2.5	2	5	3	7.5	2	5	3	7.5	3	7.5	2	5	2	5	
2	CO 5	2	4	3	6	3	6	2	4	3	6	3	6	2	4	3	6	3	6	2	4	3	6	
13			34		39		33		27		31.5		39		26.5		33		39		26		31.5	
			2.615 385	0	3	0	2.538 462	0	2.076 923	0	2.423 077	0	3	0	2.038 462	0	2.538 462	0	3	0	2	0	2.423 077	



CO			CO 1	CO 2	CO 2	CO 3	CO 1	CO 3	CO 5	CO 5	CO 4	CO 1	CO 2	CO 3	CO 1	CO4	CO1 *	CO2 *	CO3 *	CO4 *	CO5 *		
			SECTION 1					SECTION 2					SECTION N 3	30	20	25	30	20					
SNO	SRN NO	NAME	1	2	3	4	5	6	7	8	9	10	11	12	13	14							SPECIALIZATION
1	21PGDM 026	Mandava Yasaswi	6	5	4	4	4	0	4	0	0	5	0	10	7	0	22	9	14	0	4	ABM	

SNO	SRN NO	NAME	CO1	CO2	CO3	CO4	CO5	CO1	CO2	CO3	CO4	CO5	CO1	CO2	CO3	CO4	CO5	SPECIALIZATION
1	21PGDM026	Mandava Yasaswi	22	9	14	0	4	30	20	8	29	14	52	29	22	29	18	ABM

	DTE					TEE				
	CO1	CO2	CO3	CO4	CO5	CO1	CO2	CO3	CO4	CO5
MARKS OF CO	37	30	15	35	27	30	20	25	30	20
TARGET	0.4	0.4	0.4	0.4	0.4	0.4	0.4	0.4	0.4	0.4
TARGET MARKS	14	12	6	14	10	12	8	10	12	8
>TARGET	1	1	1	1	1	1	1	1	0	0
Total no of students	1	1	1	1	1	1	1	1	1	1
% of students more than target	100	100	100	100	100	100	100	100	0	0
co attainment level	3	3	3	3	3	3	3	3	1	1

FINAL	CO1	CO2	CO3	CO4	CO5
CO					
IA	3	3	3	3	3
TEE	3	3	3	1	1
50% OF IA	1.5	1.5	1.5	1.5	1.5
50% OF TEE	1.5	1.5	1.5	0.5	0.5
FINAL CO	3	3	3	2	2

	DTE					TEE				
	CO1	CO2	CO3	CO4	CO5	CO1	CO2	CO3	CO4	CO5
MARKS OF CO	37	30	15	35	27	30	20	25	30	20
TARGET	0.4	0.4	0.4	0.4	0.4	0.4	0.4	0.4	0.4	0.4
TARGET MARKS	14	12	6	14	10	12	8	10	12	8
>TARGET	1	1	1	1	1	1	1	0	1	0
Total no of students	1	1	1	1	1	1	1	1	1	1
% of students more than target	100	100	100	100	100	100	100	0	100	0
co attainment level	3	3	3	3	3	3	3	1	2	1

FINAL	CO1		CO2		CO3		CO4		CO5	
CO										
IA	3		3		3		3		3	
TEE	3		3		1		2		1	
50% OF IA	1.5		1.5		1.5		1.5		1.5	
50% OF TEE	1.5		1.5		0.5		1		0.5	
FINAL CO	3		3		2		2.5		2	

CO			CO 1	CO 2	CO 2	CO 3	CO 1	CO 3	CO 5	CO 5	CO 4	CO 1	CO 2	CO 3	CO 1	CO4	CO1 *	CO2 *	CO3 *	CO4 *	CO5 *		
			SECTION 1					SECTION 2					SECTION 3	30	20	25	30	20					
SNO	SRN NO	NAME	1	2	3	4	5	6	7	8	9	10	11	12	13	14							SPECIALIZATION
1	21PGDM026	Mandava Yasaswi	5	6	3	4	3	0	6	10	8	5	0	8	0	20	13	9	12	28	16	ABM	

			30	20	25	30	20	37	30	15	35	27	67	50	40	65	47	
			TEE					DTE					TOTAL					
SNO	SRN NO	NAME	CO1	CO2	CO3	CO4	CO5	CO1	CO2	CO3	CO4	CO5	CO1	CO2	CO3	CO4	CO5	SPECIALIZATION
1	21PGDM026	Mandava Yasaswi	13	9	12	28	16	28	20	8	12	19	41	29	20	40	35	ABM

	DTE					TEE				
	CO1	CO2	CO3	CO4	CO5	CO1	CO2	CO3	CO4	CO5
MARKS OF CO	37	30	15	35	27	30	20	25	30	20
TARGET	0.4	0.4	0.4	0.4	0.4	0.4	0.4	0.4	0.4	0.4
TARGET MARKS	14	12	6	14	10	12	8	10	12	8
>TARGET	1	1	1	0	1	1	1	1	1	1
Total no of students	1	1	1	1	1	1	1	1	1	1
% of students more than target	100	100	100	0	100	100	100	100	100	100
co attainment level	3	3	3	1	3	3	3	3	3	3

FINAL				
CO	CO1	CO2	CO3	CO4
IA	3	3	3	1
TEE	3	3	3	3
50% OF IA	1.5	1.5	1.5	0.5
50% OF TEE	1.5	1.5	1.5	1.5
FINAL CO	3	3	3	2

MANAGERIAL ECONOMICS – DTE

(-) student has not attended the question. (*) Evaluation not completed for the script.

Exam Event	Subject	Exam Date	Evaluation																	AS SIGN	TOTAL	SEMINAR	TOTAL	QUIZ	TOTAL	MOCK TEST	TOTAL	C O S		
				SECTION 1				SECTION 2				SECTION 1				SECTION 2														
Serial NO	SRN	Section No	Section 1				SECTION 2				Section 1				Section 2				SEC TIO N 3	CO 1	CO 1*	CO 2	CO 2*	CO 3	CO 3*	CO4	CO 4*	CO 5*		
		Question No	1	2	3	4	5	6	7	8	1	2	3	4	5	6	7	8												
		Course Outcome	CO1	C O 2	C O 1	C O 2	C O 1	C O 2	C O 2	CO1	C O 3	C O 4	C O 5	C O 3	C O 4	C O 5	4	CO5												
		Program Outcome																												
		Program Specific Outcome																												
		NAME	-	-	-	-	-	-	-	-	-	-	-	-	-	-	-	-		37		30		15		35	27	SPECIALIZATION		
1	21PGDM002	Bandela Gangadhar	3	0	4	2	7	5	0	6	3	3	4	0	9	0	6	6	9	29	8	15	4	7	5	23	10	BA		
2	21PGDM003	Bathula Leela Ram	4	0	5	2	0	4	8	9	4	4	0	5	8	0	4	11	8	26	7	21	3	12	9	25	11	BA		
3	21PGDM008	Channe Tanmay	4	4	2	0	9	5	0	10	5	2	0	4	4	0	7	11	7	32	9	18	3	12	0	13	11	BA		

4	21PGDM01 0	Cherukupalli Mrudu Manasa	4	0	5	4	0	5	6	6	5	2	0	3	0	7	4	8	7	22	9	24	3	11	9	15	1	5	BA
5	21PGDM02 3	Kodamanchilli Pavan	0	4	5	2	4	7	0	7	4	0	3	3	0	5	8	7	10	26	7	20	3	10	7	15	1	5	BA
6	21PGDM02 8	Marrikunta Karthek Reddy	2	2	0	4	5	0	7	6	0	5	3	5	0	4	5	8	7	20	8	21	5	10	9	19	1	5	BA
7	21PGDM03 0	Neelam Shiva Rama Krishna	0	2	3	4	5	0	7	6	4	5	4	0	0	7	5	7	9	23	8	21	5	9	0	10	1	8	BA
8	21PGDM03 1	Nikhil G	5	2	0	5	0	7	5	10	3	3	0	3	8	0	9	7	7	22	10	29	3	9	4	24	7	7	BA
9	21PGDM03 2	Nikita Karmakar	3	2	2	0	4	9	0	8	2	5	0	4	5	4	0	9	10	27	9	20	5	11	0	10	1	3	BA
10	21PGDM03 4	Palani Venkata Kumar	4	2	0	2	8	8	0	6	0	4	5	5	9	6	0	6	10	28	10	22	3	8	8	21	1	7	BA
11	21PGDM03 6	Ramanathula Naveen	3	3	5	0	0	6	5	9	3	4	0	4	9	0	9	7	9	26	10	24	3	10	8	30	7	7	BA
12	21PGDM04 0	Shaik Mohammad Firoz	4	0	5	2	0	9	7	10	2	0	4	3	4	0	8	8	7	26	8	26	4	9	0	12	1	2	BA
13	21PGDM04 5	Tarun Saini	4	2	0	4	7	5	0	9	4	4	0	2	7	0	5	6	9	29	9	20	5	11	0	16	6	6	BA
14	21PGDM04 8	Vuggina Vijaya Raju	5	0	2	4	6	7	0	6	4	4	2	0	0	9	5	11	7	26	10	21	5	9	0	9	2	2	BA

TEE

PS																														
O																														
PO																														
CO																														

SN O	SRN NO	NAME	1	2	3	4	5	6	7	8	9	10	11	12	13	14							SPECIALIZA TION
1	21PGDM 002	Bandela Gangadhar	5	3	6	6	2	5	10	0	8	0	5	0	10	19	17	14	11	27	10	BA	
2	21PGDM 003	Bathula Leela Ram	3	6	6	5	4	4	7	0	0	4	10	7	0	16	11	22	16	16	7	BA	
3	21PGDM 008	Channe Tanmay	5	4	2	6	5	2	0	9	0	0	4	6	10	15	20	10	14	15	9	BA	
4	21PGDM 010	Cherukupalli Mrudu Manasa	4	3	4	4	4	0	5	0	9	4	0	7	0	10	12	7	11	19	5	BA	
5	21PGDM 023	Kodamanchili Pavan	5	5	2	3	2	5	8	7	10	0	0	0	6	19	13	7	8	29	15	BA	
6	21PGDM 028	Marrikunta Kartheek Reddy	4	4	3	6	6	0	8	0	5	8	0	0	4	18	22	7	6	23	8	BA	
7	21PGDM 030	Neelam Shiva Rama Krishna	6	3	5	5	2	5	9	9	8	10	0	0	0	13	18	8	10	21	18	BA	
8	21PGDM 031	Nikhil G	3	6	6	4	6	0	7	10	4	0	0	6	10	13	19	12	10	17	17	BA	
9	21PGDM 032	Nikita Karmakar	5	6	5	6	4	0	0	8	10	8	0	0	7	8	24	11	6	18	8	BA	
10	21PGDM 034	Palani Venkata Kumar	5	5	4	6	6	0	6	0	4	0	9	0	9	19	20	18	6	23	6	BA	
11	21PGDM 036	Ramanathula Naveen	5	2	5	6	6	1	7	0	0	9	5	5	0	11	20	12	12	11	7	BA	
12	21PGDM 040	Shaik Mohammad Firoz	3	2	6	2	2	2	0	5	9	0	6	9	0	20	5	14	13	29	5	BA	
13	21PGDM 045	Tarun Saini	4	4	6	3	4	5	0	0	4	0	4	0	5	10	13	14	8	14	0	BA	
14	21PGDM 048	Vuggina Vijaya Raju	4	2	5	2	5	0	0	10	5	0	7	5	4	20	13	14	7	25	10	BA	

			30	20	25	30	20	37	30	15	35	27	67	50	40	65	47					
			TEE					DTE					TOTAL									
SNO	SRN NO	NAME	CO 1	CO 2	CO 3	CO 4	CO 5	CO 1	CO 2	CO 3	CO 4	CO 5	CO 1	CO 2	CO 3	CO 4	CO 5	SPECIALIZATIO N				

1	2	21PGDM00	Bandela Gangadhar	17	14	11	27	10	29	15	7	23	10	46	29	18	50	20	BA
2	3	21PGDM00	Bathula Leela Ram	11	22	16	16	7	26	21	12	25	11	37	43	28	41	18	BA
3	8	21PGDM00	Channe Tanmay	20	10	14	15	9	32	18	12	13	11	52	28	26	28	20	BA
4	0	21PGDM01	Cherukupalli Mrudu Manasa	12	7	11	19	5	22	24	11	15	15	34	31	22	34	20	BA
5	3	21PGDM02	Kodamanchili Pavan	13	7	8	29	15	26	20	10	15	15	39	27	18	44	30	BA
6	8	21PGDM02	Marrikunta Kartheek Reddy	22	7	6	23	8	20	21	10	19	15	42	28	16	42	23	BA
7	0	21PGDM03	Neelam Shiva Rama Krishna	18	8	10	21	18	23	21	9	10	18	41	29	19	31	36	BA
8	1	21PGDM03	Nikhil G	19	12	10	17	17	22	29	9	24	7	41	41	19	41	24	BA
9	2	21PGDM03	Nikita Karmakar	24	11	6	18	8	27	20	11	10	13	51	31	17	28	21	BA
10	4	21PGDM03	Palani Venkata Kumar	20	18	6	23	6	28	22	8	21	17	48	40	14	44	23	BA
11	6	21PGDM03	Ramanathula Naveen	20	12	12	11	7	26	24	10	30	7	46	36	22	41	14	BA
12	0	21PGDM04	Shaik Mohammad Firoz	5	14	13	29	5	26	26	9	12	12	31	40	22	41	17	BA
13	5	21PGDM04	Tarun Saini	13	14	8	14	0	29	20	11	16	6	42	34	19	30	6	BA
14	8	21PGDM04	Vuggina Vijaya Raju	13	14	7	25	10	26	21	9	9	22	39	35	16	34	32	BA

	DTE					TEE				
	CO1	CO2	CO3	CO4	CO5	CO1	CO2	CO3	CO4	CO5
MARKS OF CO	37	30	15	35	27	30	20	25	30	20
TARGET	0.4	0.4	0.4	0.4	0.4	0.4	0.4	0.4	0.4	0.4
TARGET MARKS	14	12	6	14	10	12	8	10	12	8
>TARGET	14	14	14	9	10	11	10	6	13	6

Total no of students	14	14	14	14	14	14	14	14	14	14
% of students more than target	100	100	100	64.28571	71.42857	78.57143	71.42857	42.85714	92.85714	42.85714
co attainment level	3	3	3	3	3	3	3	1	3	1

FINAL					
CO	CO1	CO2	CO3	CO4	CO5
IA	3	3	3	3	3
TEE	3	3	1	3	1
50% OF IA	1.5	1.5	1.5	1.5	1.5
50% OF TEE	1.5	1.5	0.5	1.5	0.5
FINAL CO	3	3	2	3	2

MANAGERIAL ECONOMICS -DTE

(-) student has not attended the question. (*) Evaluation not completed for the script.																												
Exam Event	Subject	Exam Date	Evaluation																									
	MANAGERIAL ECONOMICS	-	-																									
Serial NO	SRN	Section No	SECTION 1							SECTION 2	SECTION 3							AS SIGN	TOTAL	SEMINAR	TOTAL	QUIZ	TOTAL	MOCK TEST	TOTAL	COS*		
			1	2	3	4	5	6	7		8	1	2	3	4	5	6										7	8
		Question No																										
		Course Outcome	CO1	C2	C1	C2	C1	C2	C2	CO1	C3	C4	C5	C3	C4	C5	C4	COS										
		Program Outcome																										
		Program Specific Outcome																										
		NAME	-	-	-	-	-	-	-	-	-	-	-	-	-	-	-											
																		37		30		15		35	27	SPECIALIZATION		
1	2	21PGDM00 Bandela Gangadhar	3	0	3	2	0	9	9	9	0	3	4	3	9	4	0	9	10	25	10	30	3	6	11	23	7	BA
2	3	21PGDM00 Bathula Leela Ram	3	0	3	5	7	0	9	6	4	2	0	4	6	0	4	7	10	29	9	23	4	12	8	20	7	BA
3	8	21PGDM00 Channe Tanmay	2	0	2	5	9	4	0	10	0	5	2	3	8	0	9	10	9	32	7	16	5	8	11	33	2	BA

SN O	SRN NO	NAME	1	2	3	4	5	6	7	8	9	10	11	12	13	14						SPECIALIZA TION
1	21PGDM 002	Bandela Gangadhar	6	2	4	6	6	9	0	10	7	8	0	0	8	13	28	6	15	20	10	BA
2	21PGDM 003	Bathula Leela Ram	5	3	0	3	2	0	8	0	0	0	7	4	0	18	7	10	7	18	8	BA
3	21PGDM 008	Channe Tanmay	3	2	4	5	2	0	6	4	7	0	2	6	0	12	5	8	11	19	10	BA
4	21PGDM 010	Cherukupalli Mrudu Manasa	2	5	2	5	4	5	10	0	0	8	4	0	0	20	14	11	10	20	10	BA
5	21PGDM 023	Kodamanchili Pavan	5	4	2	3	4	5	0	0	9	8	5	7	0	9	17	11	15	18	0	BA
6	21PGDM 028	Marrikunta Kartheek Reddy	5	6	5	2	3	9	9	0	5	0	4	0	6	19	14	15	11	24	9	BA
7	21PGDM 030	Neelam Shiva Rama Krishna	5	2	0	2	5	0	6	2	0	7	0	9	10	13	27	2	11	13	8	BA
8	21PGDM 031	Nikhil G	4	6	2	3	6	0	0	2	10	8	0	0	4	8	22	8	3	18	2	BA
9	21PGDM 032	Nikita Karmakar	2	2	6	5	2	5	7	6	8	0	0	0	10	19	14	8	10	27	13	BA
10	21PGDM 034	Palani Venkata Kumar	5	6	4	6	4	0	0	7	6	0	4	0	6	20	15	14	6	26	7	BA
11	21PGDM 036	Ramanathula Naveen	5	2	4	6	6	7	0	5	4	7	0	8	0	15	18	6	21	19	5	BA
12	21PGDM 040	Shaik Mohammad Firoz	6	5	3	4	5	4	0	0	0	0	0	8	4	14	15	8	16	14	0	BA
13	21PGDM 045	Tarun Saini	5	3	0	5	5	4	0	5	0	8	5	0	0	15	18	8	9	15	5	BA
14	21PGDM 048	Vuggina Vijaya Raju	2	5	3	4	5	0	10	5	7	0	0	7	7	17	14	8	11	24	15	BA

			30	20	25	30	20	37	30	15	35	27	67	50	40	65	47					
			TEE					DTE					TOTAL									
SNO	SRN NO	NAME	CO 1	CO 2	CO 3	CO 4	CO 5	CO 1	CO 2	CO 3	CO 4	CO 5	CO 1	CO 2	CO 3	CO 4	CO 5	SPECIALIZATIO N				

1	21PGDM00 2	Bandela Gangadhar	28	6	15	20	10	25	30	6	23	17	53	36	21	43	27	BA
2	21PGDM00 3	Bathula Leela Ram	7	10	7	18	8	29	23	12	20	7	36	33	19	38	15	BA
3	21PGDM00 8	Channe Tanmay	5	8	11	19	10	32	16	8	33	12	37	24	19	52	22	BA
4	21PGDM01 0	Cherukupalli Mrudu Manasa	14	11	10	20	10	23	23	14	17	15	37	34	24	37	25	BA
5	21PGDM02 3	Kodamanchili Pavan	17	11	15	18	0	24	24	7	18	21	41	35	22	36	21	BA
6	21PGDM02 8	Marrikunta Kartheek Reddy	14	15	11	24	9	27	19	8	21	20	41	34	19	45	29	BA
7	21PGDM03 0	Neelam Shiva Rama Krishna	27	2	11	13	8	29	24	8	17	21	56	26	19	30	29	BA
8	21PGDM03 1	Nikhil G	22	8	3	18	2	28	20	7	17	18	50	28	10	35	20	BA
9	21PGDM03 2	Nikita Karmakar	14	8	10	27	13	21	31	13	15	16	35	39	23	42	29	BA
10	21PGDM03 4	Palani Venkata Kumar	15	14	6	26	7	26	22	7	20	19	41	36	13	46	26	BA
11	21PGDM03 6	Ramanathula Naveen	18	6	21	19	5	19	21	13	24	7	37	27	34	43	12	BA
12	21PGDM04 0	Shaik Mohammad Firoz	15	8	16	14	0	31	19	9	15	22	46	27	25	29	22	BA
13	21PGDM04 5	Tarun Saini	18	8	9	15	5	28	18	7	24	10	46	26	16	39	15	BA
14	21PGDM04 8	Vuggina Vijaya Raju	14	8	11	24	15	24	26	6	20	19	38	34	17	44	34	BA

	DTE					TEE				
	CO1	CO2	CO3	CO4	CO5	CO1	CO2	CO3	CO4	CO5
MARKS OF CO	37	30	15	35	27	30	20	25	30	20
TARGET	0.4	0.4	0.4	0.4	0.4	0.4	0.4	0.4	0.4	0.4
TARGET MARKS	14	12	6	14	10	12	8	10	12	8
>TARGET	14	14	12	14	11	12	5	8	14	6

Total no of students	14	14	14	14	14	14	14	14	14	14
% of students more than target	100	100	85.71429	100	78.57143	85.71429	35.71429	57.14286	100	42.85714
co attainment level	3	3	3	3	3	3	1	2	3	1

FINAL					
CO	CO1	CO2	CO3	CO4	CO5
IA	3	3	3	3	3
TEE	3	1	2	3	1
50% OF IA	1.5	1.5	1.5	1.5	1.5
50% OF TEE	1.5	0.5	1	1.5	0.5
FINAL CO	3	2	2.5	3	2

1	21PGDM 002	Bandela Gangadhar	4	4	6	2	5	9	8	5	6	0	0	0	5	18	14	10	11	24	13	BA
2	21PGDM 003	Bathula Leela Ram	6	4	2	6	6	8	8	7	10	7	0	0	0	10	19	6	14	20	15	BA
3	21PGDM 008	Channe Tanmay	4	4	5	6	5	7	0	0	9	0	0	8	4	10	13	9	21	19	0	BA
4	21PGDM 010	Cherukupalli Mrudu Manasa	6	2	6	6	6	0	2	2	10	5	0	0	10	19	27	8	6	29	4	BA
5	21PGDM 023	Kodamanchili Pavan	3	6	5	4	5	4	0	4	0	5	6	0	7	11	20	17	8	11	4	BA
6	21PGDM 028	Marrikunta Kartheek Reddy	2	3	3	3	4	0	5	5	10	0	10	5	6	19	12	16	8	29	10	BA
7	21PGDM 030	Neelam Shiva Rama Krishna	3	3	5	4	2	9	5	0	0	10	0	5	8	19	23	8	18	19	5	BA
8	21PGDM 031	Nikhil G	2	3	2	6	2	9	5	4	5	0	0	9	0	19	4	5	24	24	9	BA
9	21PGDM 032	Nikita Karmakar	4	6	4	2	2	4	7	5	0	0	6	7	6	8	12	16	13	8	12	BA
10	21PGDM 034	Palani Venkata Kumar	3	5	2	6	2	0	8	0	9	6	7	8	0	13	11	14	14	22	8	BA
11	21PGDM 036	Ramanathula Naveen	4	2	6	2	3	0	8	1	5	0	10	4	5	14	12	18	6	19	9	BA
12	21PGDM 040	Shaik Mohammad Firoz	6	4	2	2	4	0	5	2	10	5	7	5	0	15	15	13	7	25	7	BA
13	21PGDM 045	Tarun Saini	2	2	4	3	4	7	2	5	8	0	5	0	9	12	15	11	10	20	7	BA
14	21PGDM 048	Vuggina Vijaya Raju	6	2	3	5	4	10	10	4	6	8	0	0	9	20	27	5	15	26	14	BA

			30	20	25	30	20	37	30	15	35	27	67	50	40	65	47			
			TEE					DTE					TOTAL							
SNO	SRN NO	NAME	CO 1	CO 2	CO 3	CO 4	CO 5	CO 1	CO 2	CO 3	CO 4	CO 5	CO 1	CO 2	CO 3	CO 4	CO 5	SPECIALIZATIO N		
1	21PGDM00 2	Bandela Gangadhar	14	10	11	24	13	30	21	12	15	17	44	31	23	39	30	BA		

2	21PGDM00 3	Bathula Leela Ram	19	6	14	20	15	27	22	5	18	20	46	28	19	38	35	BA
3	21PGDM00 8	Channe Tanmay	13	9	21	19	0	24	23	9	18	19	37	32	30	37	19	BA
4	21PGDM01 0	Cherukupalli Mrudu Manasa	27	8	6	29	4	21	24	8	16	21	48	32	14	45	25	BA
5	21PGDM02 3	Kodamanchili Pavan	20	17	8	11	4	17	34	11	20	16	37	51	19	31	20	BA
6	21PGDM02 8	Marrikunta Kartheek Reddy	12	16	8	29	10	32	20	6	18	19	44	36	14	47	29	BA
7	21PGDM03 0	Neelam Shiva Rama Krishna	23	8	18	19	5	29	17	11	28	10	52	25	29	47	15	BA
8	21PGDM03 1	Nikhil G	4	5	24	24	9	23	23	12	20	11	27	28	36	44	20	BA
9	21PGDM03 2	Nikita Karmakar	12	16	13	8	12	21	28	13	20	17	33	44	26	28	29	BA
10	21PGDM03 4	Palani Venkata Kumar	11	14	14	22	8	32	16	7	21	20	43	30	21	43	28	BA
11	21PGDM03 6	Ramanathula Naveen	12	18	6	19	9	22	22	13	20	18	34	40	19	39	27	BA
12	21PGDM04 0	Shaik Mohammad Firoz	15	13	7	25	7	17	26	11	15	14	32	39	18	40	21	BA
13	21PGDM04 5	Tarun Saini	15	11	10	20	7	28	24	9	26	14	43	35	19	46	21	BA
14	21PGDM04 8	Vuggina Vijaya Raju	27	5	15	26	14	26	29	10	20	18	53	34	25	46	32	BA

	DTE					TEE				
	CO1	CO2	CO3	CO4	CO5	CO1	CO2	CO3	CO4	CO5
MARKS OF CO	37	30	15	35	27	30	20	25	30	20
TARGET	0.4	0.4	0.4	0.4	0.4	0.4	0.4	0.4	0.4	0.4
TARGET MARKS	14	12	6	14	10	12	8	10	12	8
>TARGET	14	14	12	14	13	9	9	8	12	7
Total no of students	14	14	14	14	14	14	14	14	14	14
% of students more than target	100	100	85.71429	100	92.85714	64.28571	64.28571	57.14286	85.71429	50

co attainment level	3	3	3	3	3	3	3	2	3	2
---------------------	---	---	---	---	---	---	---	---	---	---

FINAL	CO1	CO2	CO3	CO4	CO5
CO					
IA	3	3	3	3	3
TEE	3	3	2	3	2
50% OF IA	1.5	1.5	1.5	1.5	1.5
50% OF TEE	1.5	1.5	1	1.5	1
FINAL CO	3	3	2.5	3	2.5

3	21PGDM 007	Chakka Harsha Vardhan	3	5	3	3	5	8	8	0	7	0	6	0	9	12	17	14	11	19	8	Human Resource
4	21PGDM 015	Dilip Kumar	3	5	4	3	0	8	0	6	6	5	7	0	0	9	8	16	11	15	6	Human Resource
5	21PGDM 020	Kandikatla Jaya Sri	3	2	4	3	5	4	4	0	6	5	10	0	0	15	13	16	7	21	4	Human Resource
6	21PGDM 021	Katreddy Lakshmi Parvathi	2	2	4	2	2	9	4	0	8	0	0	0	7	10	11	6	11	18	4	Human Resource
7	21PGDM 038	Sakshi Rani	0	6	6	4	2	0	0	10	9	0	9	8	4	18	6	21	12	27	10	Human Resource
8	21PGDM 044	Subham Dutta	6	2	6	4	4	7	0	5	8	0	7	0	7	11	17	15	11	19	5	Human Resource
9	21PGDM 046	Tunga Divya	2	5	2	4	0	0	8	4	0	2	6	4	0	20	4	13	8	20	12	Human Resource

SNO	SRN NO	NAME	TEE					DTE					TOTAL					SPECIALIZATION
			CO1	CO2	CO3	CO4	CO5	CO1	CO2	CO3	CO4	CO5	CO1	CO2	CO3	CO4	CO5	
1	21PGDM001	Anjali Karwa	9	9	14	8	7	26	25	8	19	20	35	34	22	27	27	Human Resource
2	21PGDM004	Bhukya Navadheer	14	9	14	8	17	32	22	9	18	16	46	31	23	26	33	Human Resource
3	21PGDM007	Chakka Harsha Vardhan	17	14	11	19	8	30	25	9	19	17	47	39	20	38	25	Human Resource
4	21PGDM015	Dilip Kumar	8	16	11	15	6	21	27	12	16	16	29	43	23	31	22	Human Resource
5	21PGDM020	Kandikatla Jaya Sri	13	16	7	21	4	27	15	9	29	8	40	31	16	50	12	Human Resource
6	21PGDM021	Katreddy Lakshmi Parvathi	11	6	11	18	4	32	17	9	24	10	43	23	20	42	14	Human Resource
7	21PGDM038	Sakshi Rani	6	21	12	27	10	19	27	12	17	25	25	48	24	44	35	Human Resource
8	21PGDM044	Subham Dutta	17	15	11	19	5	35	16	14	20	8	52	31	25	39	13	Human Resource
9	21PGDM046	Tunga Divya	4	13	8	20	12	24	25	11	16	19	28	38	19	36	31	Human Resource

MARKS OF CO	DTE					TEE				
	CO1	CO2	CO3	CO4	CO5	CO1	CO2	CO3	CO4	CO5
MARKS OF CO	37	30	15	35	27	30	20	25	30	20
TARGET	0.4	0.4	0.4	0.4	0.4	0.4	0.4	0.4	0.4	0.4
TARGET MARKS	14	12	6	14	10	12	8	10	12	8

>TARGET	9	9	9	9	6	4	8	7	7	3
Total no of students	9	9	9	9	9	9	9	9	9	9
% of students more than target	100	100	100	100	66.66667	44.44444	88.88889	77.77778	77.77778	33.33333
co attainment level	3	3	3	3	3	1	3	3	3	1

FINAL					
CO	CO1	CO2	CO3	CO4	CO5
IA	3	3	3	3	3
TEE	1	3	3	3	1
50% OF IA	1.5	1.5	1.5	1.5	1.5
50% OF TEE	0.5	1.5	1.5	1.5	0.5
FINAL CO	2	3	3	3	2

3	21PGDM007	Chakka Harsha Vardhan	3	0	5	4	5	0	8	6	0	2	3	4	4	6	0	7	7	26	8	20	4	8	7	13	16	Human Resource
4	21PGDM015	Dilip Kumar	3	4	3	0	8	0	8	7	2	3	0	4	0	9	9	6	7	28	7	19	5	11	0	12	15	Human Resource
5	21PGDM020	Kandikatla Jaya Sri	5	0	2	4	7	8	0	6	0	2	3	5	6	4	0	10	9	29	7	19	4	9	0	8	17	Human Resource
6	21PGDM021	Katreddy Lakshmi Parvathi	0	3	5	4	7	0	9	9	5	5	0	4	5	7	0	11	9	30	8	24	4	13	7	17	18	Human Resource
7	21PGDM038	Sakshi Rani	0	3	5	2	0	5	7	11	3	2	0	3	0	7	9	6	10	26	10	27	5	11	0	11	13	Human Resource
8	21PGDM044	Subham Dutta	5	4	0	2	8	0	9	9	2	0	3	3	0	7	4	8	8	30	10	25	3	8	0	4	18	Human Resource
9	21PGDM046	Tunga Divya	3	0	2	5	6	0	4	7	5	4	0	5	6	7	0	11	7	25	10	19	4	14	0	10	18	Human Resource

TEE

PSO	PO	CO	CO 1	CO 2	CO 2	CO 3	CO 1	CO 3	CO 5	CO 5	CO 4	CO 1	CO 2	CO 3	CO 1	SECTION N 3	CO 1*	CO 2*	CO 3*	CO 4*	CO 5*	SPECIALIZATION
SN	SRN NO	NAME	1	2	3	4	5	6	7	8	9	10	11	12	13	14	30	20	25	30	20	Human Resource
1	21PGDM001	Anjali Karwa	5	5	2	3	6	0	5	0	7	9	0	5	7	10	27	7	8	17	5	Human Resource
2	21PGDM004	Bhukya Navadheer	4	6	6	3	6	9	10	9	0	0	8	10	9	15	19	20	22	15	19	Human Resource

3	21PGDM007	Chakka Harsha Vardhan	5	2	4	6	2	0	6	5	0	10	5	5	10	13	27	11	11	13	11	Human Resource
4	21PGDM015	Dilip Kumar	2	5	5	2	5	5	10	10	9	0	6	0	0	17	7	16	7	26	20	Human Resource
5	21PGDM020	Kandikatla Jaya Sri	6	4	6	2	2	0	5	7	0	7	10	6	8	15	23	20	8	15	12	Human Resource
6	21PGDM021	Katreddy Lakshmi Parvathi	4	6	4	6	3	0	7	10	5	4	0	0	10	12	21	10	6	17	17	Human Resource
7	21PGDM038	Sakshi Rani	5	4	5	5	5	0	9	7	7	9	8	0	8	12	27	17	5	19	16	Human Resource
8	21PGDM044	Subham Dutta	2	5	2	6	3	0	4	6	5	6	0	10	6	13	17	7	16	18	10	Human Resource
9	21PGDM046	Tunga Divya	6	2	2	2	4	0	5	5	4	9	5	0	7	13	26	9	2	17	10	Human Resource

SNO	SRN NO	NAME	TEE					DTE					TOTAL					SPECIALIZATION
			CO1	CO2	CO3	CO4	CO5	CO1	CO2	CO3	CO4	CO5	CO1	CO2	CO3	CO4	CO5	
1	21PGDM001	Anjali Karwa	27	7	8	17	5	21	30	5	20	24	48	37	13	37	29	Human Resource
2	21PGDM004	Bhukya Navadheer	19	20	22	15	19	24	20	9	19	14	43	40	31	34	33	Human Resource
3	21PGDM007	Chakka Harsha Vardhan	27	11	11	13	11	26	20	8	13	16	53	31	19	26	27	Human Resource
4	21PGDM015	Dilip Kumar	7	16	7	26	20	28	19	11	12	15	35	35	18	38	35	Human Resource
5	21PGDM020	Kandikatla Jaya Sri	23	20	8	15	12	29	19	9	8	17	52	39	17	23	29	Human Resource
6	21PGDM021	Katreddy Lakshmi Parvathi	21	10	6	17	17	30	24	13	17	18	51	34	19	34	35	Human Resource
7	21PGDM038	Sakshi Rani	27	17	5	19	16	26	27	11	11	13	53	44	16	30	29	Human Resource
8	21PGDM044	Subham Dutta	17	7	16	18	10	30	25	8	4	18	47	32	24	22	28	Human Resource
9	21PGDM046	Tunga Divya	26	9	2	17	10	25	19	14	10	18	51	28	16	27	28	Human Resource

	DTE					TEE				
	CO1	CO2	CO3	CO4	CO5	CO1	CO2	CO3	CO4	CO5
MARKS OF CO	37	30	15	35	27	30	20	25	30	20
TARGET	0.4	0.4	0.4	0.4	0.4	0.4	0.4	0.4	0.4	0.4
TARGET MARKS	14	12	6	14	10	12	8	10	12	8

>TARGET	9	9	8	3	9	8	7	3	9	8
Total no of students	9	9	9	9	9	9	9	9	9	9
% of students more than target	100	100	88.88889	33.33333	100	88.88889	77.77778	33.33333	100	88.88889
co attainment level	3	3	3	1	3	3	3	1	3	3

FINAL					
CO	CO1	CO2	CO3	CO4	CO5
IA	3	3	3	1	3
TEE	3	3	1	3	3
50% OF IA	1.5	1.5	1.5	0.5	1.5
50% OF TEE	1.5	1.5	0.5	1.5	1.5
FINAL CO	3	3	2	2	3

MANAGERIAL ECONOMICS – DTE

(-) student has not attended the question. (*) Evaluation not completed for the script.																												
Exam Event	Subject	Exam Date	Evaluation																									
	MANAGERIAL ECONOMICS	-	-																									
Serial NO	SRN	Section No	SECTION 1							SECTION 2							SECTION 3	ASIGN	TOTAL	SEMINAR	TOTAL	QUIZ	TOTAL	MOCK TEST	TOTAL	TOTAL		
			1	2	3	4	5	6	7	8	1	2	3	4	5	6											7	8
		Question No																										
		Course Outcome	CO1	CO2	CO1	CO2	CO1	CO2	CO1	CO3	CO4	CO5	CO3	CO4	CO5	CO5												
		Program Outcome																										
		Program Specific Outcome																										
		NAME	-	-	-	-	-	-	-	-	-	-	-	-	-	-			37		30	15	35	27	SPECIALIZATION			
1	21PGDM001	Anjali Karwa	0	2	2	4	0	8	4	11	2	2	0	3	5	7	0	10	8	21	10	28	4	9	10	17	17	Human Resource
2	21PGDM004	Bhukya Navadheer	4	2	3	0	0	6	8	8	4	0	2	2	4	0	8	9	8	23	8	24	3	9	7	19	11	Human Resource

SN O	SRN NO	NAME	1	2	3	4	5	6	7	8	9	10	11	12	13	14						SPECIALIZAT ION
1	21PGDM 001	Anjali Karwa	4	5	3	5	3	4	0	6	0	4	9	8	0	5	11	17	17	5	6	Human Resource
2	21PGDM 004	Bhukya Navadheer	5	5	4	3	5	7	0	0	0	10	8	5	7	6	27	17	15	6	0	Human Resource
3	21PGDM 007	Chakka Harsha Vardhan	3	5	3	5	4	7	0	7	0	10	0	7	9	0	26	8	19	0	7	Human Resource
4	21PGDM 015	Dilip Kumar	4	6	2	6	5	0	0	0	1	9	9	7	6	13	24	17	13	14	0	Human Resource
5	21PGDM 020	Kandikatla Jaya Sri	5	4	4	3	6	0	10	0	0	6	7	10	8	7	25	15	13	7	10	Human Resource
6	21PGDM 021	Katreddy Lakshmi Parvathi	5	3	5	5	2	10	10	4	0	0	7	0	7	18	14	15	15	18	14	Human Resource
7	21PGDM 038	Sakshi Rani	2	6	4	5	4	10	0	9	4	0	0	4	9	10	15	10	19	14	9	Human Resource
8	21PGDM 044	Subham Dutta	5	5	6	4	6	6	6	5	0	10	0	10	0	11	21	11	20	11	11	Human Resource
9	21PGDM 046	Tunga Divya	4	6	4	3	5	0	5	10	4	0	9	10	0	9	9	19	13	13	15	Human Resource

			30	20	25	30	20	37	30	15	35	27	67	50	40	65	47	
			TEE					DTE					TOTAL					
SNO	SRN NO	NAME	CO1	CO2	CO3	CO4	CO5	CO1	CO2	CO3	CO4	CO5	CO1	CO2	CO3	CO4	CO5	SPECIALIZATION
1	21PGDM001	Anjali Karwa	11	17	17	5	6	21	28	9	17	17	32	45	26	22	23	Human Resource
2	21PGDM004	Bhukya Navadheer	27	17	15	6	0	23	24	9	19	11	50	41	24	25	11	Human Resource
3	21PGDM007	Chakka Harsha Vardhan	26	8	19	0	7	26	24	5	20	12	52	32	24	20	19	Human Resource
4	21PGDM015	Dilip Kumar	24	17	13	14	0	29	20	11	11	21	53	37	24	25	21	Human Resource
5	21PGDM020	Kandikatla Jaya Sri	25	15	13	7	10	27	22	14	18	13	52	37	27	25	23	Human Resource
6	21PGDM021	Katreddy Lakshmi Parvathi	14	15	15	18	14	29	16	12	19	15	43	31	27	37	29	Human Resource
7	21PGDM038	Sakshi Rani	15	10	19	14	9	27	17	8	18	18	42	27	27	32	27	Human Resource
8	21PGDM044	Subham Dutta	21	11	20	11	11	25	19	13	20	13	46	30	33	31	24	Human Resource
9	21PGDM046	Tunga Divya	9	19	13	13	15	31	19	7	25	11	40	38	20	38	26	Human Resource

	DTE					TEE				
	CO1	CO2	CO3	CO4	CO5	CO1	CO2	CO3	CO4	CO5
MARKS OF CO	37	30	15	35	27	30	20	25	30	20
TARGET	0.4	0.4	0.4	0.4	0.4	0.4	0.4	0.4	0.4	0.4
TARGET MARKS	14	12	6	14	10	12	8	10	12	8
>TARGET	9	9	8	8	9	7	8	9	4	5
Total no of students	9	9	9	9	9	9	9	9	9	9
% of students more than target	100	100	88.88889	88.88889	100	77.77778	88.88889	100	44.44444	55.55556
co attainment level	3	3	3	3	3	3	3	3	1	2

FINAL	CO1	CO2	CO3	CO4	CO5
CO					
IA	3	3	3	3	3
TEE	3	3	3	1	2
50% OF IA	1.5	1.5	1.5	1.5	1.5
50% OF TEE	1.5	1.5	1.5	0.5	1
FINAL CO	3	3	3	2	2.5

4	21PGDM01 3	Damodara Kavya Priya	5	0	3	3	0	6	8	10	3	0	4	5	8	0	8	11	7	25	10	27	5	13	9	25	1	Marke ting
5	21PGDM01 4	Debu Kar	3	5	4	0	0	4	5	7	5	0	4	3	4	7	0	11	7	21	7	21	5	13	11	15	2	Marke ting
6	21PGDM01 6	Induru Girishma	3	4	0	5	5	0	4	8	3	0	3	2	6	0	7	6	9	25	8	21	4	9	9	22	9	Marke ting
7	21PGDM01 9	Kanaganti Praveen	2	3	0	5	4	0	5	6	4	0	5	5	0	5	6	8	7	19	9	22	5	14	7	13	1	Marke ting
8	21PGDM03 5	Perumalla Bhanu Prakash	2	3	0	5	6	7	0	9	0	4	2	5	5	4	0	8	9	26	7	22	5	10	11	20	1	Marke ting
9	21PGDM03 9	Saurav Joshi	0	3	2	3	9	0	5	6	4	5	5	0	5	9	0	6	10	27	7	18	3	7	9	19	2	Marke ting
10	21PGDM04 2	SKVV Satya Rishitha	5	0	3	2	6	9	0	8	0	5	4	4	4	0	5	9	9	31	7	18	3	7	10	24	1	Marke ting
11	21PGDM04 3	Somisetty Sudharshan	4	5	3	0	5	0	6	9	4	3	0	4	6	9	0	11	10	31	9	20	5	13	11	20	2	Marke ting
12	21PGDM04 7	Unnati Singh	5	5	4	0	7	0	4	8	3	0	3	2	8	0	6	9	8	32	7	16	3	8	6	20	1	Marke ting

TEE

PS O																												
PO																												
CO			CO 1	CO 2	CO 2	CO 3	CO 1	CO 3	CO 5	CO 5	CO 4	CO 1	CO 2	CO 3	CO 1	CO4	CO 1*	CO 2*	CO 3*	CO 4*	CO 5*							
			SECTION 1					SECTION 2					SECTIO N 3	30	20	25	30	20										
SN O	SRN NO	NAME	1	2	3	4	5	6	7	8	9	10	11	12	13	14												SPECIALIZA TION
1	21PGDM 009	Chennupalli Pavan Teja Reddy	6	5	4	3	4	0	5	4	8	0	0	6	4	14	14	9	9	22	9						Marketing	
2	21PGDM 011	Chippada Jahnasri	6	6	3	2	6	9	0	4	7	0	6	0	4	15	16	15	11	22	4						Marketing	
3	21PGDM 012	Chunchu Srikanth	4	4	4	3	5	0	10	0	7	7	6	0	8	12	24	14	3	19	10						Marketing	

4	21PGDM 013	Damodara Kavya Priya	2	2	6	3	3	0	0	0	9	8	4	6	10	20	23	12	9	29	0	Marketing
5	21PGDM 014	Debu Kar	6	3	5	4	3	0	5	6	8	4	0	0	7	16	20	8	4	24	11	Marketing
6	21PGDM 016	Induru Girishma	2	4	3	6	2	0	4	9	0	9	6	0	8	11	21	13	6	11	13	Marketing
7	21PGDM 019	Kanaganti Praveen	2	2	5	2	5	5	4	4	8	0	0	0	7	11	14	7	7	19	8	Marketing
8	21PGDM 035	Perumalla Bhanu Prakash	5	4	2	6	2	0	7	8	10	5	8	0	0	19	12	14	6	29	15	Marketing
9	21PGDM 039	Saurav Joshi	6	4	3	2	5	7	0	0	6	0	7	10	9	13	20	14	19	19	0	Marketing
10	21PGDM 042	SKVV Satya Rishitha	4	4	2	3	6	0	7	9	0	10	8	6	0	9	20	14	9	9	16	Marketing
11	21PGDM 043	Somisetty Sudharshan	4	4	4	2	6	5	7	4	0	0	4	8	0	14	10	12	15	14	11	Marketing
12	21PGDM 047	Unnati Singh	4	3	3	4	6	9	6	0	6	7	0	5	0	12	17	6	18	18	6	Marketing

			30	20	25	30	20	37	30	15	35	27	67	50	40	65	47	
			TEE					DTE					TOTAL					
SN O	SRN NO	NAME	CO 1	CO 2	CO 3	CO 4	CO 5	CO 1	CO 2	CO 3	CO 4	CO 5	CO 1	CO 2	CO 3	CO 4	CO 5	SPECIALIZATIO N
1	21PGDM00 9	Chennupalli Pavan Teja Reddy	14	9	9	22	9	21	21	8	23	12	35	30	17	45	21	Marketing
2	21PGDM01 1	Chippada Jahnasri	16	15	11	22	4	22	19	10	19	15	38	34	21	41	19	Marketing
3	21PGDM01 2	Chunchu Srikanth	24	14	3	19	10	30	21	8	23	13	54	35	11	42	23	Marketing
4	21PGDM01 3	Damodara Kavya Priya	23	12	9	29	0	25	27	13	25	15	48	39	22	54	15	Marketing
5	21PGDM01 4	Debu Kar	20	8	4	24	11	21	21	13	15	22	41	29	17	39	33	Marketing
6	21PGDM01 6	Induru Girishma	21	13	6	11	13	25	21	9	22	9	46	34	15	33	22	Marketing

7	21PGDM01 9	Kanaganti Praveen	14	7	7	19	8	19	22	14	13	18	33	29	21	32	26	Marketing
8	21PGDM03 5	Perumalla Bhanu Prakash	12	14	6	29	15	26	22	10	20	14	38	36	16	49	29	Marketing
9	21PGDM03 9	Saurav Joshi	20	14	19	19	0	27	18	7	19	20	47	32	26	38	20	Marketing
10	21PGDM04 2	SKVV Satya Rishitha	20	14	9	9	16	31	18	7	24	13	51	32	16	33	29	Marketing
11	21PGDM04 3	Somisetty Sudharshan	10	12	15	14	11	31	20	13	20	20	41	32	28	34	31	Marketing
12	21PGDM04 7	Unnati Singh	17	6	18	18	6	32	16	8	20	12	49	22	26	38	18	Marketing

	DTE					TEE				
	CO1	CO2	CO3	CO4	CO5	CO1	CO2	CO3	CO4	CO5
MARKS OF CO	37	30	15	35	27	30	20	25	30	20
TARGET	0.4	0.4	0.4	0.4	0.4	0.4	0.4	0.4	0.4	0.4
TARGET MARKS	14	12	6	14	10	12	8	10	12	8
>TARGET	12	12	12	11	11	10	9	4	10	7
Total no of students	12	12	12	12	12	12	12	12	12	12
% of students more than target	100	100	100	91.66667	91.66667	83.33333	75	33.33333	83.33333	58.33333
co attainment level	3	3	3	3	3	3	3	1	3	2

FINAL	CO1	CO2	CO3	CO4	CO5
CO					
IA	3	3	3	3	3
TEE	3	3	1	3	2
50% OF IA	1.5	1.5	1.5	1.5	1.5
50% OF TEE	1.5	1.5	0.5	1.5	1
FINAL CO	3	3	2	3	2.5

13	21PGDM013	Damodara Kavya Priya	2	2	3	0	8	0	4	6	4	3	0	3	0	7	7	9	7	26	7	13	3	10	5	15	1	6	Marketing
14	21PGDM014	Debu Kar	5	4	0	2	0	9	7	6	3	0	5	5	7	9	0	6	8	19	8	30	3	11	8	15	2	0	Marketing
16	21PGDM016	Induru Girishma	2	2	5	0	8	0	8	6	5	5	5	0	7	0	4	6	9	30	10	20	4	9	0	16	1	1	Marketing
19	21PGDM019	Kanaganti Praveen	4	0	2	4	8	0	8	6	5	0	2	4	0	6	4	6	9	29	8	20	4	13	5	9	1	4	Marketing
35	21PGDM035	Perumalla Bhanu Prakash	2	3	0	2	8	0	5	10	4	0	5	5	5	7	0	7	8	28	9	19	4	13	0	5	1	9	Marketing
39	21PGDM039	Saurav Joshi	4	2	0	3	0	4	6	6	2	3	0	4	6	0	5	8	9	19	9	24	4	10	0	14	8	0	Marketing
42	21PGDM042	SKVV Satya Rishitha	3	0	2	5	4	0	5	6	2	0	5	3	5	4	0	6	7	22	8	18	5	10	0	5	1	5	Marketing
43	21PGDM043	Somisetty Sudharshan	0	5	3	2	6	8	0	7	2	5	0	5	5	0	6	6	8	24	9	24	5	12	8	24	6	0	Marketing
47	21PGDM047	Unnati Singh	4	5	3	0	0	8	7	6	4	3	3	0	0	4	7	7	10	23	8	28	4	8	0	10	1	4	Marketing

TEE

PSO	PO	CO	CO1	CO2	CO3	CO4	CO5	CO6	CO7	CO8	CO9	CO10	CO11	CO12	CO13	CO14	CO15	CO16	CO17	CO18	CO19	CO20	CO21	CO22	CO23	CO24	CO25	CO26	CO27	CO28	CO29	CO30	CO31	CO32	CO33	CO34	CO35	CO36	CO37	CO38	CO39	CO40	CO41	CO42	CO43	CO44	CO45	CO46	CO47	CO48	CO49	CO50	CO51	CO52	CO53	CO54	CO55	CO56	CO57	CO58	CO59	CO60	CO61	CO62	CO63	CO64	CO65	CO66	CO67	CO68	CO69	CO70	CO71	CO72	CO73	CO74	CO75	CO76	CO77	CO78	CO79	CO80	CO81	CO82	CO83	CO84	CO85	CO86	CO87	CO88	CO89	CO90	CO91	CO92	CO93	CO94	CO95	CO96	CO97	CO98	CO99	CO100	CO101	CO102	CO103	CO104	CO105	CO106	CO107	CO108	CO109	CO110	CO111	CO112	CO113	CO114	CO115	CO116	CO117	CO118	CO119	CO120	CO121	CO122	CO123	CO124	CO125	CO126	CO127	CO128	CO129	CO130	CO131	CO132	CO133	CO134	CO135	CO136	CO137	CO138	CO139	CO140	CO141	CO142	CO143	CO144	CO145	CO146	CO147	CO148	CO149	CO150	CO151	CO152	CO153	CO154	CO155	CO156	CO157	CO158	CO159	CO160	CO161	CO162	CO163	CO164	CO165	CO166	CO167	CO168	CO169	CO170	CO171	CO172	CO173	CO174	CO175	CO176	CO177	CO178	CO179	CO180	CO181	CO182	CO183	CO184	CO185	CO186	CO187	CO188	CO189	CO190	CO191	CO192	CO193	CO194	CO195	CO196	CO197	CO198	CO199	CO200	CO201	CO202	CO203	CO204	CO205	CO206	CO207	CO208	CO209	CO210	CO211	CO212	CO213	CO214	CO215	CO216	CO217	CO218	CO219	CO220	CO221	CO222	CO223	CO224	CO225	CO226	CO227	CO228	CO229	CO230	CO231	CO232	CO233	CO234	CO235	CO236	CO237	CO238	CO239	CO240	CO241	CO242	CO243	CO244	CO245	CO246	CO247	CO248	CO249	CO250	CO251	CO252	CO253	CO254	CO255	CO256	CO257	CO258	CO259	CO260	CO261	CO262	CO263	CO264	CO265	CO266	CO267	CO268	CO269	CO270	CO271	CO272	CO273	CO274	CO275	CO276	CO277	CO278	CO279	CO280	CO281	CO282	CO283	CO284	CO285	CO286	CO287	CO288	CO289	CO290	CO291	CO292	CO293	CO294	CO295	CO296	CO297	CO298	CO299	CO300	CO301	CO302	CO303	CO304	CO305	CO306	CO307	CO308	CO309	CO310	CO311	CO312	CO313	CO314	CO315	CO316	CO317	CO318	CO319	CO320	CO321	CO322	CO323	CO324	CO325	CO326	CO327	CO328	CO329	CO330	CO331	CO332	CO333	CO334	CO335	CO336	CO337	CO338	CO339	CO340	CO341	CO342	CO343	CO344	CO345	CO346	CO347	CO348	CO349	CO350	CO351	CO352	CO353	CO354	CO355	CO356	CO357	CO358	CO359	CO360	CO361	CO362	CO363	CO364	CO365	CO366	CO367	CO368	CO369	CO370	CO371	CO372	CO373	CO374	CO375	CO376	CO377	CO378	CO379	CO380	CO381	CO382	CO383	CO384	CO385	CO386	CO387	CO388	CO389	CO390	CO391	CO392	CO393	CO394	CO395	CO396	CO397	CO398	CO399	CO400	CO401	CO402	CO403	CO404	CO405	CO406	CO407	CO408	CO409	CO410	CO411	CO412	CO413	CO414	CO415	CO416	CO417	CO418	CO419	CO420	CO421	CO422	CO423	CO424	CO425	CO426	CO427	CO428	CO429	CO430	CO431	CO432	CO433	CO434	CO435	CO436	CO437	CO438	CO439	CO440	CO441	CO442	CO443	CO444	CO445	CO446	CO447	CO448	CO449	CO450	CO451	CO452	CO453	CO454	CO455	CO456	CO457	CO458	CO459	CO460	CO461	CO462	CO463	CO464	CO465	CO466	CO467	CO468	CO469	CO470	CO471	CO472	CO473	CO474	CO475	CO476	CO477	CO478	CO479	CO480	CO481	CO482	CO483	CO484	CO485	CO486	CO487	CO488	CO489	CO490	CO491	CO492	CO493	CO494	CO495	CO496	CO497	CO498	CO499	CO500	CO501	CO502	CO503	CO504	CO505	CO506	CO507	CO508	CO509	CO510	CO511	CO512	CO513	CO514	CO515	CO516	CO517	CO518	CO519	CO520	CO521	CO522	CO523	CO524	CO525	CO526	CO527	CO528	CO529	CO530	CO531	CO532	CO533	CO534	CO535	CO536	CO537	CO538	CO539	CO540	CO541	CO542	CO543	CO544	CO545	CO546	CO547	CO548	CO549	CO550	CO551	CO552	CO553	CO554	CO555	CO556	CO557	CO558	CO559	CO560	CO561	CO562	CO563	CO564	CO565	CO566	CO567	CO568	CO569	CO570	CO571	CO572	CO573	CO574	CO575	CO576	CO577	CO578	CO579	CO580	CO581	CO582	CO583	CO584	CO585	CO586	CO587	CO588	CO589	CO590	CO591	CO592	CO593	CO594	CO595	CO596	CO597	CO598	CO599	CO600	CO601	CO602	CO603	CO604	CO605	CO606	CO607	CO608	CO609	CO610	CO611	CO612	CO613	CO614	CO615	CO616	CO617	CO618	CO619	CO620	CO621	CO622	CO623	CO624	CO625	CO626	CO627	CO628	CO629	CO630	CO631	CO632	CO633	CO634	CO635	CO636	CO637	CO638	CO639	CO640	CO641	CO642	CO643	CO644	CO645	CO646	CO647	CO648	CO649	CO650	CO651	CO652	CO653	CO654	CO655	CO656	CO657	CO658	CO659	CO660	CO661	CO662	CO663	CO664	CO665	CO666	CO667	CO668	CO669	CO670	CO671	CO672	CO673	CO674	CO675	CO676	CO677	CO678	CO679	CO680	CO681	CO682	CO683	CO684	CO685	CO686	CO687	CO688	CO689	CO690	CO691	CO692	CO693	CO694	CO695	CO696	CO697	CO698	CO699	CO700	CO701	CO702	CO703	CO704	CO705	CO706	CO707	CO708	CO709	CO710	CO711	CO712	CO713	CO714	CO715	CO716	CO717	CO718	CO719	CO720	CO721	CO722	CO723	CO724	CO725	CO726	CO727	CO728	CO729	CO730	CO731	CO732	CO733	CO734	CO735	CO736	CO737	CO738	CO739	CO740	CO741	CO742	CO743	CO744	CO745	CO746	CO747	CO748	CO749	CO750	CO751	CO752	CO753	CO754	CO755	CO756	CO757	CO758	CO759	CO760	CO761	CO762	CO763	CO764	CO765	CO766	CO767	CO768	CO769	CO770	CO771	CO772	CO773	CO774	CO775	CO776	CO777	CO778	CO779	CO780	CO781	CO782	CO783	CO784	CO785	CO786	CO787	CO788	CO789	CO790	CO791	CO792	CO793	CO794	CO795	CO796	CO797	CO798	CO799	CO800	CO801	CO802	CO803	CO804	CO805	CO806	CO807	CO808	CO809	CO810	CO811	CO812	CO813	CO814	CO815	CO816	CO817	CO818	CO819	CO820	CO821	CO822	CO823	CO824	CO825	CO826	CO827	CO828	CO829	CO830	CO831	CO832	CO833	CO834	CO835	CO836	CO837	CO838	CO839	CO840	CO841	CO842	CO843	CO844	CO845	CO846	CO847	CO848	CO849	CO850	CO851	CO852	CO853	CO854	CO855	CO856	CO857	CO858	CO859	CO860	CO861	CO862	CO863	CO864	CO865	CO866	CO867	CO868	CO869	CO870	CO871	CO872	CO873	CO874	CO875	CO876	CO877	CO878	CO879	CO880	CO881	CO882	CO883	CO884	CO885	CO886	CO887	CO888	CO889	CO890	CO891	CO892	CO893	CO894	CO895	CO896	CO897	CO898	CO899	CO900	CO901	CO902	CO903	CO904	CO905	CO906	CO907	CO908	CO909	CO910	CO911	CO912	CO913	CO914	CO915	CO916	CO917	CO918	CO919	CO920	CO921	CO922	CO923	CO924	CO925	CO926	CO927	CO928	CO929	CO930	CO931	CO932	CO933	CO934	CO935	CO936	CO937	CO938	CO939	CO940	CO941	CO942	CO943	CO944	CO945	CO946	CO947	CO948	CO949	CO950	CO951	CO952	CO953	CO954	CO955	CO956	CO957	CO958	CO959	CO960	CO961	CO962	CO963	CO964	CO965	CO966	CO967	CO968	CO969	CO970	CO971	CO972	CO973	CO974	CO975	CO976	CO977	CO978	CO979	CO980	CO981	CO982	CO983	CO984	CO985	CO986	CO987	CO988	CO989	CO990	CO991	CO992	CO993	CO994	CO995	CO996	CO997	CO998	CO999	CO1000
SN	SRN NO	NAME	1	2	3	4	5	6	7	8	9	10	11	12	13	14	15	16	17	18	19	20	21	22	23	24	25	26	27	28	29																																																																																																																																																																																																																																																																																																																																																																																																																																																																																																																																																																																																																																																																																																																																																																																																																																																																																																																																																																																																											

12	21PGD M012	Chunchu Srikanth	6	3	6	6	5	6	10	0	5	0	0	9	8	15	19	9	21	20	10	Marketing
13	21PGD M013	Damodara Kavya Priya	5	5	5	2	4	5	10	9	0	5	0	0	8	15	22	10	7	15	19	Marketing
14	21PGD M014	Debu Kar	5	4	4	6	2	0	0	7	0	7	6	7	7	12	21	14	13	12	7	Marketing
16	21PGD M016	Induru Girishma	5	4	3	4	6	0	10	8	5	8	0	10	0	20	19	7	14	25	18	Marketing
19	21PGD M019	Kanaganti Praveen	4	4	6	2	5	9	0	6	0	0	7	8	4	14	13	17	19	14	6	Marketing
	21PGD M035	Perumalla Bhanu Prakash	4	5	4	5	2	4	0	0	9	10	10	0	4	10	20	19	9	19	0	Marketing
	21PGD M039	Saurav Joshi	2	5	6	2	2	8	5	0	8	0	4	0	10	12	14	15	10	20	5	Marketing
	21PGD M042	SKVV Satya Rishitha	4	5	2	2	3	7	0	6	6	0	0	10	7	16	14	7	19	22	6	Marketing
	21PGD M043	Somisetty Sudharshan	5	6	5	2	2	0	6	8	0	8	0	7	6	18	21	11	9	18	14	Marketing
	21PGD M047	Unnati Singh	3	3	3	3	4	0	4	6	7	0	9	5	0	16	7	15	8	23	10	Marketing

			30	20	25	30	20	37	30	15	35	27	67	50	40	65	47					
			TEE					DTE					TOTAL									
SN O	SRN NO	NAME	CO 1	CO 2	CO 3	CO 4	CO 5	CO 1	CO 2	CO 3	CO 4	CO 5	CO1	CO 2	CO 3	CO 4	CO 5	SPECIALIZATIO N				
9	21PGDM00 9	Chennupalli Pavan Teja Reddy	24	9	11	19	13	28	24	10	12	18	52	33	21	31	31	Marketing				
11	21PGDM01 1	Chippada Jahnasri	11	8	12	28	12	33	18	11	9	16	44	26	23	37	28	Marketing				
12	21PGDM01 2	Chunchu Srikanth	19	9	21	20	10	27	16	9	22	21	46	25	30	42	31	Marketing				
13	21PGDM01 3	Damodara Kavya Priya	22	10	7	15	19	26	13	10	15	16	48	23	17	30	35	Marketing				
14	21PGDM01 4	Debu Kar	21	14	13	12	7	19	30	11	15	20	40	44	24	27	27	Marketing				

4	21PGDM 013	Damodara Kavya Priya	5	5	4	4	3	0	0	2	0	7	10	5	0	12	15	19	9	12	2	Marketing
5	21PGDM 014	Debu Kar	3	6	3	2	6	8	5	5	0	6	0	5	0	12	15	9	15	12	10	Marketing
6	21PGDM 016	Induru Girishma	6	6	6	2	4	0	2	2	0	8	0	9	9	15	27	12	11	15	4	Marketing
7	21PGDM 019	Kanaganti Praveen	5	2	3	6	2	5	4	3	7	0	6	0	0	10	7	11	11	17	7	Marketing
8	21PGDM 035	Perumalla Bhanu Prakash	2	6	3	4	5	9	0	0	7	10	6	8	0	18	17	15	21	25	0	Marketing
9	21PGDM 039	Saurav Joshi	2	3	5	2	2	4	0	9	8	9	0	0	5	20	18	8	6	28	9	Marketing
10	21PGDM 042	SKVV Satya Rishitha	5	5	5	6	3	10	0	5	0	0	4	4	5	10	13	14	20	10	5	Marketing
11	21PGDM 043	Somisetty Sudharshan	3	6	6	4	5	4	5	8	0	9	4	0	0	10	17	16	8	10	13	Marketing
12	21PGDM 047	Unnati Singh	5	5	4	2	6	0	4	8	0	6	10	0	9	19	26	19	2	19	12	Marketing

			30	20	25	30	20	37	30	15	35	27	67	50	40	65	47	
			TEE					DTE					TOTAL					
SN O	SRN NO	NAME	CO 1	CO 2	CO 3	CO 4	CO 5	CO 1	CO 2	CO 3	CO 4	CO 5	CO 1	CO 2	CO 3	CO 4	CO 5	SPECIALIZATIO N
1	21PGDM00 9	Chennupalli Pavan Teja Reddy	21	17	15	22	0	30	19	7	20	19	51	36	22	42	19	Marketing
2	21PGDM01 1	Chippada Jahnasri	11	12	10	19	10	29	20	12	21	11	40	32	22	40	21	Marketing
3	21PGDM01 2	Chunchu Srikanth	17	13	12	29	0	34	18	12	17	12	51	31	24	46	12	Marketing
4	21PGDM01 3	Damodara Kavya Priya	15	19	9	12	2	20	21	8	17	21	35	40	17	29	23	Marketing
5	21PGDM01 4	Debu Kar	15	9	15	12	10	24	14	8	17	17	39	23	23	29	27	Marketing
6	21PGDM01 6	Induru Girishma	27	12	11	15	4	31	20	6	20	20	58	32	17	35	24	Marketing

7	21PGDM01 9	Kanaganti Praveen	7	11	11	17	7	30	20	9	24	9	37	31	20	41	16	Marketing
8	21PGDM03 5	Perumalla Bhanu Prakash	17	15	21	25	0	17	30	8	17	17	34	45	29	42	17	Marketing
9	21PGDM03 9	Saurav Joshi	18	8	6	28	9	30	20	11	15	14	48	28	17	43	23	Marketing
10	21PGDM04 2	SKVV Satya Rishitha	13	14	20	10	5	19	31	10	22	15	32	45	30	32	20	Marketing
11	21PGDM04 3	Somisetty Sudharshan	17	16	8	10	13	22	32	10	20	15	39	48	18	30	28	Marketing
12	21PGDM04 7	Unnati Singh	26	19	2	19	12	30	20	6	20	18	56	39	8	39	30	Marketing

	DTE					TEE				
	CO1	CO2	CO3	CO4	CO5	CO1	CO2	CO3	CO4	CO5
MARKS OF CO	37	30	15	35	27	30	20	25	30	20
TARGET	0.4	0.4	0.4	0.4	0.4	0.4	0.4	0.4	0.4	0.4
TARGET MARKS	14	12	6	14	10	12	8	10	12	8
>TARGET	12	12	10	12	11	10	11	7	8	5
Total no of students	12	12	12	12	12	12	12	12	12	12
% of students more than target	100	100	83.33333	100	91.66667	83.33333	91.66667	58.33333	66.66667	41.66667
co attainment level	3	3	3	3	3	3	3	2	3	2

FINAL	CO1	CO2	CO3	CO4	CO5
CO					
IA		3	3	3	3
TEE		3	3	2	3
50% OF IA		1.5	1.5	1.5	1.5
50% OF TEE		1.5	1.5	1	1.5
FINAL CO		3	3	2.5	3

MANAGERIAL ECONOMICS – DTE

(-) student has not attended the question. (*) Evaluation not completed for the script.

Exam Event	Subject	Exam Date	Evaluation																								
				SECTION 1							SECTION 2	SECTION 3							AS	T	SE	T	Q	T	MO	T	
Serial NO	SRN	Section No	Section 1							SECTION 2	Section 1							Section 2	SECTION 3	AS	T	SE	T	Q	T	MO	T
		Question No	1	2	3	4	5	6	7	8	1	2	3	4	5	6	7	8	CO	CO	CO	CO	CO	CO	CO	CO	
		Course Outcome	CO1	C	C	C	C	C	C		C	C	C	C	C	C	C										
		Program Outcome																									
		Program Specific Outcome																									
		NAME	-	-	-	-	-	-	-	-	-	-	-	-	-	-	-	-									
																			37				30		15		
																									35	2	
1	21PGDM005	Bogi Dileep Kumar	3	3	5	0	6	4	0	11	5	4	0	4	9	6	0	6	10	35	9	16	5	14	9	22	
																										1	
2	21PGDM006	Chakilam Sudhishna	4	3	4	0	9	0	6	7	2	5	0	4	0	9	8	6	8	32	9	18	3	9	0	13	
																										1	
																										5	

SPECIALIZATION
 Operation Management
 Operation Management

3	21PGDM0 17	Jonathan Anthony Lobo	4	0	3	2	7	9	0	8	5	5	5	0	0	4	7	7	10	32	10	21	5	10	6	18	1	Operatio n Manage ment
4	21PGDM0 18	Kambala Naga Siva Sankar Reddy	0	2	2	2	8	7	0	10	3	3	3	0	7	0	7	10	8	28	7	18	3	6	4	21	1	Operatio n Manage ment
5	21PGDM0 22	Kobagapu Veda Priya	2	5	5	0	0	6	5	6	2	0	5	4	5	4	0	10	7	20	10	26	3	9	5	10	1	Operatio n Manage ment
6	21PGDM0 24	M C Deepthi	4	0	5	5	6	0	4	9	2	2	0	4	5	0	5	10	8	32	8	17	5	11	4	16	1	Operatio n Manage ment
7	21PGDM0 25	Mamatha	4	3	0	5	6	0	5	8	0	4	4	5	9	4	0	9	8	26	7	20	4	9	0	13	1	Operatio n Manage ment
8	21PGDM0 27	Manoj M	4	5	0	5	4	0	6	11	2	0	3	5	4	0	7	9	7	26	10	26	3	10	7	18	1	Operatio n Manage ment
9	21PGDM0 29	Nadhamuni Venkata Rajesh	5	3	5	0	9	0	7	10	3	4	5	0	0	4	9	10	9	38	10	20	3	6	5	18	1	Operatio n Manage ment
10	21PGDM0 33	Nimma Sahithi	3	0	4	5	0	9	9	7	4	2	3	0	9	0	7	10	10	24	10	33	4	8	0	18	1	Operatio n Manage ment
11	21PGDM0 37	Rollu Jaya Prakash Goud	3	3	3	0	7	8	0	7	5	0	3	2	5	5	0	7	10	30	8	19	4	11	4	9	1	Operatio n Manage ment

11	21PGD M037	Rollu Jaya Prakash Goud	6	6	3	2	5	0	10	7	6	0	0	6	9	17	20	9	8	23	17	Operation Management
12	21PGD M041	Sheik Imran	4	3	5	3	2	0	4	0	5	0	4	6	9	11	15	12	9	16	4	Operation Management

SN O	SRN NO	NAME	TEE					DTE					TOTAL					SPECIALIZATION
			CO 1	CO 2	CO 3	CO 4	CO 5	CO 1	CO 2	CO 3	CO 4	CO 5	CO 1	CO 2	CO 3	CO 4	CO 5	
1	21PGDM00 5	Bogi Dileep Kumar	24	16	10	13	0	35	16	14	22	12	59	32	24	35	12	Operation Management
2	21PGDM00 6	Chakilam Sudhishna	17	12	18	17	6	32	18	9	13	15	49	30	27	30	21	Operation Management
3	21PGDM01 7	Jonathan Anthony Lobo	25	7	15	25	4	32	21	10	18	16	57	28	25	43	20	Operation Management
4	21PGDM01 8	Kambala Naga Siva Sankar Reddy	4	19	17	24	4	28	18	6	21	13	32	37	23	45	17	Operation Management
5	21PGDM02 2	Kobagapu Veda Priya	13	7	12	28	11	20	26	9	10	19	33	33	21	38	30	Operation Management
6	21PGDM02 4	M C Deepthi	15	12	5	26	11	32	17	11	16	10	47	29	16	42	21	Operation Management
7	21PGDM02 5	Mamatha	10	16	18	24	10	26	20	9	13	17	36	36	27	37	27	Operation Management
8	21PGDM02 7	Manoj M	16	15	20	15	10	26	26	10	18	12	42	41	30	33	22	Operation Management
9	21PGDM02 9	Nadhamuni Venkata Rajesh	4	14	15	13	6	38	20	6	18	19	42	34	21	31	25	Operation Management
10	21PGDM03 3	Nimma Sahithi	9	16	16	8	14	24	33	8	18	13	33	49	24	26	27	Operation Management
11	21PGDM03 7	Rollu Jaya Prakash Goud	20	9	8	23	17	30	19	11	9	15	50	28	19	32	32	Operation Management
12	21PGDM04 1	Sheik Imran	15	12	9	16	4	30	17	11	12	11	45	29	20	28	15	Operation Management

		DTE					TEE				
		CO1	CO2	CO3	CO4	CO5	CO1	CO2	CO3	CO4	CO5

MARKS OF CO	37	30	15	35	27	30	20	25	30	20
TARGET	0.4	0.4	0.4	0.4	0.4	0.4	0.4	0.4	0.4	0.4
TARGET MARKS	14	12	6	14	10	12	8	10	12	8
>TARGET	12	12	10	7	11	8	10	8	11	6
Total no of students	12	12	12	12	12	12	12	12	12	12
% of students more than target	100	100	83.33333	58.33333	91.66667	66.66667	83.33333	66.66667	91.66667	50
co attainment level	3	3	3	2	3	3	3	3	3	2

FINAL	CO1	CO2	CO3	CO4	CO5
CO					
IA	3	3	3	2	3
TEE	3	3	3	3	2
50% OF IA	1.5	1.5	1.5	1	1.5
50% OF TEE	1.5	1.5	1.5	1.5	1
FINAL CO	3	3	3	2.5	2.5

3	21PGDM017	Jonathan Anthony Lobo	3	0	3	4	0	5	9	11	2	3	0	2	8	0	4	9	10	27	7	25	5	9	11	26	9	Operatio n Manage ment
4	21PGDM018	Kambala Naga Siva Sankar Reddy	2	0	5	5	8	0	4	7	4	0	5	4	0	4	9	11	7	29	10	19	3	11	9	18	2	Operatio n Manage ment
5	21PGDM022	Kobagapu Veda Priya	0	4	5	3	9	0	4	8	5	5	0	4	7	0	8	8	9	31	10	21	4	13	7	27	8	Operatio n Manage ment
6	21PGDM024	M C Deepthi	2	2	0	5	6	0	5	6	4	0	5	4	0	8	5	10	7	21	9	21	5	13	9	14	2	Operatio n Manage ment
7	21PGDM025	Mamatha	2	0	4	5	0	4	8	7	4	2	2	0	8	5	0	11	7	20	8	25	4	8	7	17	1	Operatio n Manage ment
8	21PGDM027	Manoj M	2	5	0	5	4	0	4	10	2	4	0	2	0	4	6	11	10	26	7	21	4	8	11	21	1	Operatio n Manage ment
9	21PGDM029	Nadhamuni Venkata Rajesh	2	5	0	4	4	0	6	6	2	2	3	0	9	0	5	10	9	21	10	25	5	7	8	24	1	Operatio n Manage ment
10	21PGDM033	Nimma Sahithi	2	2	0	2	4	0	7	7	5	0	5	4	6	4	0	6	10	23	10	21	5	14	11	17	1	Operatio n Manage ment
11	21PGDM037	Rollu Jaya Prakash Goud	3	5	5	0	8	0	9	7	4	0	5	4	8	8	0	10	10	33	9	23	4	12	8	16	2	Operatio n Manage ment
12	21PGDM041	Sheik Imran	3	2	5	0	4	5	0	6	5	5	5	0	6	5	0	8	7	25	8	15	3	8	10	21	1	Operatio n

TEE

PS																							
PO																							
CO																							
			C O 1	C O 2	C O 2	C O 3	C O 1	C O 3	C O 5	C O 5	C O 4	C O 1	C O 2	C O 3	C O 1	CO4	CO 1*	CO 2*	CO 3*	CO 4*	CO 5*		
			SECTION 1					SECTION 2								SECTIO N 3	30	20	25	30	20		
SN	SRN NO	NAME	1	2	3	4	5	6	7	8	9	10	11	12	13	14							SPECIALIZATION
1	21PGD M005	Bogi Dileep Kumar	2	5	3	4	2	0	9	0	4	6	10	0	8	18	18	18	4	22	9	Operation Management	
2	21PGD M006	Chakilam Sudhishna	5	5	6	2	3	6	0	6	0	8	0	10	7	19	23	11	18	19	6	Operation Management	
3	21PGD M017	Jonathan Anthony Lobo	5	3	6	2	4	8	0	10	0	9	0	7	5	15	23	9	17	15	10	Operation Management	
4	21PGD M018	Kambala Naga Siva Sankar Reddy	5	2	4	5	2	0	5	0	9	8	5	0	9	8	24	11	5	17	5	Operation Management	
5	21PGD M022	Kobagapu Veda Priya	5	2	4	2	4	6	0	9	8	4	8	0	0	14	13	14	8	22	9	Operation Management	
6	21PGD M024	M C Deepthi	6	6	5	2	4	0	9	5	7	9	8	0	0	8	19	19	2	15	14	Operation Management	
7	21PGD M025	Mamatha	5	5	4	6	4	8	10	0	4	0	10	0	4	19	13	19	14	23	10	Operation Management	
8	21PGD M027	Manoj M	6	2	3	3	6	0	0	5	6	5	0	7	9	16	26	5	10	22	5	Operation Management	
9	21PGD M029	Nadhamuni Venkata Rajesh	4	2	2	5	5	6	7	0	0	10	7	0	4	14	23	11	11	14	7	Operation Management	
10	21PGD M033	Nimma Sahithi	4	2	5	4	2	0	9	9	0	7	7	9	0	13	13	14	13	13	18	Operation Management	
11	21PGD M037	Rollu Jaya Prakash Goud	2	3	3	2	3	6	5	8	9	0	8	0	0	8	5	14	8	17	13	Operation Management	
12	21PGD M041	Sheik Imran	2	2	2	4	2	0	10	0	7	5	6	8	0	14	9	10	12	21	10	Operation Management	

% of students more than target	100	100	100	91.66667	83.33333	83.33333	91.66667	50	100	66.66667
co attainment level	3	3	3	3	3	3	3	2	3	3

FINAL	CO1	CO2	CO3	CO4	CO5
CO					
IA					
TEE	3	3	3	3	3
50% OF IA	3	3	2	3	3
50% OF TEE	1.5	1.5	1.5	1.5	1.5
FINAL CO	1.5	1.5	1	1.5	1.5
	3	3	2.5	3	3

MANAGERIAL ECONOMICS – DTE

(-) student has not attended the question. (*) Evaluation not completed for the script.

Exam Event	Subject	Exam Date	Evaluation																	AS SINGH	TOTAL	SEMINAR	TOTAL	QUIZ	TOTAL	MOCK TEST	TOTAL	CO	CO	CO	CO	CO	CO	CO	CO	CO	CO	CO	CO																									
				SECTION 1				SECTION 2				SECTION 1				SECTION 2																								SECTION 3	SECTION 1	SECTION 2	SECTION 3	SECTION 1	SECTION 2	SECTION 3	SECTION 1	SECTION 2	SECTION 3	SECTION 1	SECTION 2	SECTION 3	SECTION 1	SECTION 2	SECTION 3									
Serial NO	SRN	Section No	Section 1				SECTION 2				Section 1				Section 2				SECTION 3	Section 1				Section 2				SECTION 3	Section 1				Section 2				SECTION 3	Section 1																		Section 2				SECTION 3	Section 1			
Question No	1	2	3	4	5	6	7	8	1	2	3	4	5	6	7	8	CO 1	CO 1*	CO 2	CO 2*	CO 3	CO 3*	CO 4	CO 4*	CO 5	CO 5*																																						
Course Outcome	CO1	CO2	CO1	CO2	CO1	CO2	CO1	CO2	CO1	CO2	CO1	CO2	CO1	CO2	CO1	CO2	CO1	CO2	CO1	CO2	CO1	CO2	CO1	CO2	CO1	CO2																																						
Program Outcome																																																																
Program Specific Outcome																																																																
NAME	-	-	-	-	-	-	-	-	-	-	-	-	-	-	-	-																																																
																	37				30			15																																								
																								35	2																																							
1	21PGDM005	Bogi Dileep Kumar	2	0	4	5	6	0	4	6	3	5	4	0	5	8	0	10	8	26	9	18	4	7	11	21	2	2	Operatio n Manage ment																																			
2	21PGDM006	Chakilam Sudhishna	3	5	3	0	6	0	5	11	2	5	0	4	9	7	0	6	9	32	8	18	4	10	9	23	1	3	Operatio n Manage ment																																			

3	21PGDM017	Jonathan Anthony Lobo	0	3	2	3	5	8	0	6	5	3	0	4	9	6	0	10	8	21	9	23	3	12	11	23	1	Operatio n Manage ment
4	21PGDM018	Kambala Naga Siva Sankar Reddy	3	5	2	0	0	5	7	11	0	3	4	5	0	5	4	11	8	24	8	25	5	10	8	15	2	Operatio n Manage ment
5	21PGDM022	Kobagapu Veda Priya	5	0	3	4	4	0	5	9	4	0	5	4	8	0	5	9	7	28	10	19	4	12	8	21	1	Operatio n Manage ment
6	21PGDM024	M C Deepthi	3	0	2	3	4	9	0	10	2	4	2	0	6	4	0	9	8	27	8	20	4	6	10	20	1	Operatio n Manage ment
7	21PGDM025	Mamatha	5	3	0	2	7	9	0	7	0	4	5	2	5	8	0	6	8	27	8	22	3	5	7	16	1	Operatio n Manage ment
8	21PGDM027	Manoj M	4	0	2	5	0	6	6	10	2	4	3	0	4	0	8	9	10	26	9	26	5	7	9	25	1	Operatio n Manage ment
9	21PGDM029	Nadhamuni Venkata Rajesh	4	2	5	0	7	9	0	10	0	3	4	4	4	4	0	10	8	34	10	21	5	9	10	17	1	Operatio n Manage ment
10	21PGDM033	Nimma Sahithi	0	5	2	3	9	0	7	10	2	2	3	0	8	0	4	10	7	28	9	24	5	7	7	21	1	Operatio n Manage ment
11	21PGDM037	Rollu Jaya Prakash Goud	3	3	3	0	8	0	9	9	2	5	0	5	5	0	6	11	10	33	9	21	4	11	6	22	1	Operatio n Manage ment

12	21PGDM041	Sheik Imran	5	2	0	3	4	0	7	7	2	0	4	2	7	0	9	10	9	25	8	20	4	8	8	24	14	Operatio n Manage ment
----	-----------	-------------	---	---	---	---	---	---	---	---	---	---	---	---	---	---	---	----	---	----	---	----	---	---	---	----	----	---------------------------------

TEE

PS O	PO	CO	SECTION 1													SECTION 2					SECTION N 3	CO 1*	CO 2*	CO 3*	CO 4*	CO 5*	SPECIALIZATION
CO	SRN NO	NAME	1	2	3	4	5	6	7	8	9	10	11	12	13	14	30	20	25	30	20						
	1	21PGD M005	2	4	6	4	4	9	4	10	9	0	0	6	0	18	6	10	19	27	14	Operation Management					
	2	21PGD M006	3	2	4	6	3	6	8	6	10	4	0	0	0	19	10	6	12	29	14	Operation Management					
	3	21PGD M017	5	4	3	3	6	4	0	0	10	5	4	0	6	16	22	11	7	26	0	Operation Management					
	4	21PGD M018	3	6	4	3	6	9	9	0	0	10	10	4	0	17	19	20	16	17	9	Operation Management					
	5	21PGD M022	4	4	4	2	2	0	5	4	5	8	4	0	0	12	14	12	2	17	9	Operation Management					
	6	21PGD M024	3	4	3	5	5	9	5	8	0	5	0	0	4	8	17	7	14	8	13	Operation Management					
	7	21PGD M025	2	6	6	3	6	4	0	0	8	4	5	5	0	9	12	17	12	17	0	Operation Management					
	8	21PGD M027	2	4	3	6	2	6	5	0	9	10	0	8	0	12	14	7	20	21	5	Operation Management					
	9	21PGD M029	3	2	2	3	6	0	6	10	4	0	6	7	0	14	9	10	10	18	16	Operation Management					
	10	21PGD M033	6	2	4	2	5	4	4	0	0	0	6	6	5	13	16	12	12	13	4	Operation Management					

11	21PGD M037	Rollu Jaya Prakash Goud	6	4	6	3	5	9	8	0	0	8	5	10	0	15	19	15	22	15	8	Operation Management
12	21PGD M041	Sheik Imran	6	3	5	3	2	0	10	4	5	10	0	0	8	17	26	8	3	22	14	Operation Management

			30	20	25	30	20	37	30	15	35	27	67	50	40	65	47			
			TEE					DTE					TOTAL							
SN O	SRN NO	NAME	CO 1	CO 2	CO 3	CO 4	CO 5	CO 1	CO 2	CO 3	CO 4	CO 5	CO 1	CO 2	CO 3	CO 4	CO 5	SPECIALIZATION		
1	21PGDM00 5	Bogi Dileep Kumar	6	10	19	27	14	26	18	7	21	22	32	28	26	48	36	Operation Management		
2	21PGDM00 6	Chakilam Sudhishna	10	6	12	29	14	32	18	10	23	13	42	24	22	52	27	Operation Management		
3	21PGDM01 7	Jonathan Anthony Lobo	22	11	7	26	0	21	23	12	23	16	43	34	19	49	16	Operation Management		
4	21PGDM01 8	Kambala Naga Siva Sankar Reddy	19	20	16	17	9	24	25	10	15	20	43	45	26	32	29	Operation Management		
5	21PGDM02 2	Kobagapu Veda Priya	14	12	2	17	9	28	19	12	21	14	42	31	14	38	23	Operation Management		
6	21PGDM02 4	M C Deepthi	17	7	14	8	13	27	20	6	20	15	44	27	20	28	28	Operation Management		
7	21PGDM02 5	Mamatha	12	17	12	17	0	27	22	5	16	19	39	39	17	33	19	Operation Management		
8	21PGDM02 7	Manoj M	14	7	20	21	5	26	26	7	25	12	40	33	27	46	17	Operation Management		
9	21PGDM02 9	Nadhamuni Venkata Rajesh	9	10	10	18	16	34	21	9	17	18	43	31	19	35	34	Operation Management		
10	21PGDM03 3	Nimma Sahithi	16	12	12	13	4	28	24	7	21	13	44	36	19	34	17	Operation Management		
11	21PGDM03 7	Rollu Jaya Prakash Goud	19	15	22	15	8	33	21	11	22	11	52	36	33	37	19	Operation Management		
12	21PGDM04 1	Sheik Imran	26	8	3	22	14	25	20	8	24	14	51	28	11	46	28	Operation Management		

			DTE					TEE				
			CO1	CO2	CO3	CO4	CO5	CO1	CO2	CO3	CO4	CO5

MARKS OF CO	37	30	15	35	27	30	20	25	30	20
TARGET	0.4	0.4	0.4	0.4	0.4	0.4	0.4	0.4	0.4	0.4
TARGET MARKS	14	12	6	14	10	12	8	10	12	8
>TARGET	12	12	10	12	12	8	8	8	11	7
Total no of students	12	12	12	12	12	12	12	12	12	12
% of students more than target	100	100	83.33333	100	100	66.66667	66.66667	66.66667	91.66667	58.33333
co attainment level	3	3	3	3	3	3	3	3	3	2

FINAL					
CO	CO1	CO2	CO3	CO4	CO5
IA	3	3	3	3	3
TEE	3	3	3	3	2
50% OF IA	1.5	1.5	1.5	1.5	1.5
50% OF TEE	1.5	1.5	1.5	1.5	1
FINAL CO	3	3	3	3	2.5

